


Cardiff, Gloucester, Bristol, Bath and Swindon to Westbury, Yeovil, Weymouth, Salisbury, Southampton and Portsmouth

Mondays to Fridays

Operator Days of operation/Notes 1st Class/Reservations/Bus/Ferry Catering facilities	GW	GW	GW A 111	GW A 111	GW	GW A 111	GW	GW	GW	GW	GW A 111	GW	GW B 111	SW C 1	GW	GW B 111	GW D 111	GW	GW E 111
Cardiff Central (CDF) 7 d															0628				
Newport (South Wales) (NWP) d															0642				
Severn Tunnel Jn (STJ) d															0653				
Patchway (PWY) d															0706				
Gloucester (GCR) 7 d								0511											
Yate (YAE) d																			
Bristol Parkway (BPW) 7 d												0613							
Filton Abbey Wood (FIT) d												0617			0710				
Ashley Down (ASD) d																			
Stapleton Road (SRD) d												0622							
Lawrence Hill (LWH) d												0627							
Bristol Temple Meads (BRI) 10 d		0501	0510	0523		0547	0552				0630	0640	0700		0722	0730		0740	0800
Keynsham (KYN) d							0559					0647						0747	
Oldfield Park (OLF) d							0606					0654						0755	
Bath Spa (BTH) 7 a		0514		0534		0558	0608				0641	0657	0711		0734	0741		0757	0811
Bath Spa (BTH) 7 d		0516					0610					0658			0735			0759	
Freshford (FFD) d							0619					0708						0808	
Avoncliff (AVF) d							0622					0711						0811	
Bradford-on-Avon (BOA) d		0528	0536				0626					0715			0747			0815	
Swindon (SWI) d								0603											
Chippenham (CPM) d								0619											
Melksham (MKM) d								0629											
Trowbridge (TRO) d		0534	0542				0633	0638				0721			0754			0822	
Westbury (WSB) a		0541	0550				0640	0646				0728			0801			0829	
Westbury (WSB) d	0523	0548				0625	0641	0655	0651					0742	0802		0820		
Frome (FRO) d						0634a			0700										
Bruton (BRU) d									0713										
Castle Cary (CLC) d									0718								0837a		
Yeovil Pen Mill (YVP) d									0733										
Yeovil Junction (YVJ) a																			
Thornford (THO) d									0737x										
Yetminster (YET) d									0740x										
Chetnole (CNO) d									0744x										
Maiden Newton (MDN) d									0757										
Dorchester West (DCW) d									0810c										
Upwey (UPW) d									0818										
Weymouth (WEY) a									0825										
Dilton Marsh (DMH) d								0657x							0805x				
Warminster (WMN) d	0531	0556					0649	0704						0750	0812				
Salisbury (SAL) a	0552	0617					0710	0726						0811	0833				
Romsey (ROM) a		0636					0729	0755							0852				
Southampton Central (SOU) a		0647					0740	0810							0903				
Fareham (FRM) a		0710					0803								0927				
Cosham (CSA) a		0719					0811								0935				
Fratton (FTN) a		0727					0819								0944				
Portsmouth & Southsea (PMS) a		0731					0823								0948				
Portsmouth Harbour (PMH)  a		0736					0827								0953				

For the complete service between Cardiff and Newport see table 128

For the complete service between Cardiff and Bristol see table 134

For the complete service between Gloucester and Bristol see table 132

For the complete service between Dorchester and Weymouth see table 154

For the complete service between Salisbury, Southampton and Portsmouth see table 156


For the complete service between Yeovil Pen Mill and Yeovil Junction see table 153a

NOTES (see introductory pages for explanation of train operator codes and standard symbols)

- a Arrival time
- d Departure time
- x Stops on request
- c Arrives 3 minutes earlier
- A To London Paddington
- B From Weston-super-Mare to London Paddington
- C From Yeovil Pen Mill to London Waterloo
- D From London Paddington to Paignton
- E From Taunton to London Paddington

Cardiff, Gloucester, Bristol, Bath and Swindon to Westbury, Yeovil, Weymouth, Salisbury, Southampton and Portsmouth

Mondays to Fridays


Operator Days of operation/Notes 1st Class/Reservations/Bus/Ferry Catering facilities	GW	GW	GW E 113 11	GW	GW	GW A 113 11	GW	SW F 11	GW	GW	GW A 113 11	GW	GW B 113 11	GW D 113 11	GW	GW	GW A 113 11	GW
Cardiff Central (CDF) 7 d		0727							0827							0928		
Newport (South Wales) (NWP) d		0741							0841							0942		
Severn Tunnel Jn (STJ) d		0751							0852							0953		
Patchway (PWY) d																		
Gloucester (GCR) 7 d							0811								0908			
Yate (YAE) d							0837								0935			
Bristol Parkway (BPW) 7 d							0846								0944			
Filton Abbey Wood (FIT) d		0807					0850		0910						0948	1009		
Ashley Down (ASD) d																		
Stapleton Road (SRD) d																		
Lawrence Hill (LWH) d																		
Bristol Temple Meads (BRI) 10 d	0803	0821	0830		0843	0900	0912		0923		0930	0945	1000		1004	1021	1030	1045
Keynsham (KYN) d	0810	0828			0850		0919					0952			1011			1052
Oldfield Park (OLF) d	0818	0835			0857		0926					0959			1018			1059
Bath Spa (BTH) 7 a	0820	0837	0843		0859	0911	0928		0935		0941	1001	1011		1020	1033	1041	1101
Bath Spa (BTH) 7 d	0822	0838			0901		0929		0936			1003			1022	1035		1103
Freshford (FFD) d					0910							1012						1113
Avoncliff (AVF) d					0912							1015						1115
Bradford-on-Avon (BOA) d	0834	0851			0916		0941		0948			1019			1034	1047		1119
Swindon (SWI) d				0844														
Chippenham (CPM) d				0859														
Melksham (MKM) d				0909														
Trowbridge (TRO) d	0840	0858		0918	0923		0948		0955			1025			1040	1053		1126
Westbury (WSB) a	0847	0905		0926	0930		0955		1002	←		1032			1051	1100		1133
Westbury (WSB) d	0850	0906			0933		1006	1000	1004	1006		1034		1048	1053	1101		1134
Frome (FRO) d	0903						→	1018e		1023a					1103			
Bruton (BRU) d	0915							1031							1115			
Castle Cary (CLC) d	0921							1038					1104a		1120			
Yeovil Pen Mill (YVP) d	0935							1052a							1134			
Yeovil Junction (YVJ) a																		
Thornford (THO) d	0939x														1138x			
Yetminster (YET) d	0942x														1141x			
Chetnole (CNO) d	0946x														1145x			
Maiden Newton (MDN) d	0959														1158			
Dorchester West (DCW) d	1018e														1212h			
Upwey (UPW) d	1029														1221			
Weymouth (WEY) a	1034														1226			
Dilton Marsh (DMH) d					0935x											1105x		
Warminster (WMN) d		0914			0942a				1012			1042				1111		1142
Salisbury (SAL) a		0935							1033			1103				1132		1203
Romsey (ROM) a		0954							1052							1151		
Southampton Central (SOU) a		1005							1103							1202		
Fareham (FRM) a		1028							1127							1229		
Cosham (CSA) a		1036							1135									
Fratton (FTN) a		1044							1144							1244		
Portsmouth & Southsea (PMS) a		1048							1147							1247		
Portsmouth Harbour (PMH)  a		1052							1152							1252		

NOTES (see introductory pages for explanation of train operator codes and standard symbols)

- a Arrival time
- d Departure time
- x Stops on request
- e Arrives 9 minutes earlier
- h Arrives 4 minutes earlier
- A To London Paddington
- B From Weston-super-Mare to London Paddington
- D From London Paddington to Paignton
- E From Taunton to London Paddington
- F From London Waterloo

Cardiff, Gloucester, Bristol, Bath and Swindon to Westbury, Yeovil, Weymouth, Salisbury, Southampton and Portsmouth

Mondays to Fridays








Operator Days of operation/Notes 1st Class/Reservations/Bus/Ferry Catering facilities	GW A 113 A	SW C 1	GW	GW	GW G 113 A	GW	SW F 1	GW A 113 A	GW	GW B 113 A	GW	GW	GW A 113 A	SW H 1	GW	GW A 113 A	GW	GW G 113 A
Cardiff Central (CDF) 7 d						1030						1130						
Newport (South Wales) (NWP) d						1044						1146						
Severn Tunnel Jn (STJ) d																		
Patchway (PWY) d																		
Gloucester (GCR) 7 d				1012							1109						1209	
Yate (YAE) d				1038							1135						1235	
Bristol Parkway (BPW) 7 d				1048							1144						1244	
Filton Abbey Wood (FIT) d				1052		1110					1148	1210					1248	
Ashley Down (ASD) d																		
Stapleton Road (SRD) d																		
Lawrence Hill (LWH) d																		
Bristol Temple Meads (BRI) 10 d 1100				1108		1122		1130	1142	1200	1204	1222	1230		1242	1300	1304	
Keynsham (KYN) d				1115					1149		1211				1249		1311	
Oldfield Park (OLF) d				1122					1156		1218				1256		1318	
Bath Spa (BTH) 7 a 1111				1125		1134		1141	1158	1211	1220	1234	1241		1258	1311	1320	
Bath Spa (BTH) 7 d				1126		1135			1159		1222	1235			1300		1322	
Freshford (FFD) d									1209						1309			
Avoncliff (AVF) d									1211						1312			
Bradford-on-Avon (BOA) d				1138		1147			1215		1234	1247			1316		1334	
Swindon (SWI) d			1105															
Chippenham (CPM) d			1121															
Melksham (MKM) d			1131															
Trowbridge (TRO) d			1140	1144		1154			1222		1240	1254			1322		1340	
Westbury (WSB) a			1147	1152		1202			1229		1248	1301			1329		1349	
Westbury (WSB) d		1144			1158	1203	1206		1230		1249	1303		1323	1331			1357
Frome (FRO) d							1221f				1301			1333				
Bruton (BRU) d							1232				1312			1344				
Castle Cary (CLC) d					1214a		1242				1318			1359g				1414a
Yeovil Pen Mill (YVP) d							1258				1332			1414				
Yeovil Junction (YVJ) a							1303							1419				
Thornford (THO) d											1336x							
Yetminster (YET) d											1339x							
Chetnole (CNO) d											1343x							
Maiden Newton (MDN) d											1356							
Dorchester West (DCW) d											1412f							
Upwey (UPW) d											1421							
Weymouth (WEY) a											1426							
Dilton Marsh (DMH) d									1232x						1333x			
Warminster (WMN) d		1152				1211			1239			1311			1340			
Salisbury (SAL) a		1212				1232			1300			1332			1401			
Romsey (ROM) a						1251						1351						
Southampton Central (SOU) a						1302						1404						
Fareham (FRM) a						1327						1427						
Cosham (CSA) a																		
Fratton (FTN) a						1344						1444						
Portsmouth & Southsea (PMS) a						1347						1447						
Portsmouth Harbour (PMH)  a						1352						1452						

NOTES (see introductory pages for explanation of train operator codes and standard symbols)

- a Arrival time
- d Departure time
- x Stops on request
- f Arrives 6 minutes earlier
- g Arrives 10 minutes earlier
- A To London Paddington
- B From Weston-super-Mare to London Paddington
- C From Yeovil Pen Mill to London Waterloo
- F From London Waterloo
- G From London Paddington to Exeter St Davids
- H From Salisbury

Cardiff, Gloucester, Bristol, Bath and Swindon to Westbury, Yeovil, Weymouth, Salisbury, Southampton and Portsmouth

Mondays to Fridays


Operator Days of operation/Notes 1st Class/Reservations/Bus/Ferry Catering facilities	GW	GW	GW A 113 11	GW	GW B 113 11	SW J 11	GW	GW	GW A 113 11	GW	GW	GW A 113 11	SW J 11	GW	GW D 113 11	GW	GW	GW A 113 11
Cardiff Central (CDF)  d		1230						1330									1430	
Newport (South Wales) (NWP) d		1244						1344									1444	
Severn Tunnel Jn (STJ) d																		
Patchway (PWY) d																		
Gloucester (GCR)  d							1309							1409				
Yate (YAE) d							1335							1436				
Bristol Parkway (BPW)  d							1344							1448				
Filton Abbey Wood (FIT) d		1309					1348	1409						1451			1509	
Ashley Down (ASD) d																		
Stapleton Road (SRD) d																		
Lawrence Hill (LWH) d																		
Bristol Temple Meads (BRI)  d		1322	1330	1344	1400		1404	1422	1430		1442	1500		1504			1523	1530
Keynsham (KYN) d				1351			1411				1449			1511				
Oldfield Park (OLF) d				1358			1418				1457			1518				
Bath Spa (BTH)  a		1334	1341	1400	1411		1420	1434	1441		1459	1511		1520			1535	1541
Bath Spa (BTH)  d		1335		1401			1422	1435			1501			1522			1537	
Freshford (FFD) d				1410							1510							
Avoncliff (AVF) d				1413							1513							
Bradford-on-Avon (BOA) d		1347		1417			1434	1447			1517			1534			1549	
Swindon (SWI) d	1314																1514	
Chippenham (CPM) d	1330																1529	
Melksham (MKM) d	1340																1539	
Trowbridge (TRO) d	1349	1354		1423			1440	1454			1523			1540			1548	1556
Westbury (WSB) a	1357	1401		1430			1447	1501			1530			1547			1558	1603
Westbury (WSB) d		1403		1431		1446	1450	1502		1511			1544	1548	1554			1604
Frome (FRO) d							1501							1559a				
Bruton (BRU) d							1513											
Castle Cary (CLC) d							1518								1611a			
Yeovil Pen Mill (YVP) d							1532											
Yeovil Junction (YVJ) a																		
Thornford (THO) d							1536x											
Yetminster (YET) d							1539x											
Chetnole (CNO) d							1543x											
Maiden Newton (MDN) d							1556											
Dorchester West (DCW) d							1612f											
Upwey (UPW) d							1621											
Weymouth (WEY) a							1626											
Dilton Marsh (DMH) d				1434x						1514x								
Warminster (WMN) d		1411		1440a		1454		1511		1520a			1553				1612	
Salisbury (SAL) a		1432				1514		1532					1613				1633	
Romsey (ROM) a		1451						1551									1652	
Southampton Central (SOU) a		1503						1602									1703	
Fareham (FRM) a		1527						1627									1727	
Cosham (CSA) a		1536						1635									1736	
Fratton (FTN) a		1546						1646									1743	
Portsmouth & Southsea (PMS) a		1550						1650									1747	
Portsmouth Harbour (PMH)  a		1554						1654									1753	

NOTES (see introductory pages for explanation of train operator codes and standard symbols)

- a Arrival time
- d Departure time
- x Stops on request
- f Arrives 6 minutes earlier
- A To London Paddington
- B From Weston-super-Mare to London Paddington
- D From London Paddington to Paignton
- J From Yeovil Junction to London Waterloo

Cardiff, Gloucester, Bristol, Bath and Swindon to Westbury, Yeovil, Weymouth, Salisbury, Southampton and Portsmouth

Mondays to Fridays


Operator Days of operation/Notes 1st Class/Reservations/Bus/Ferry Catering facilities	GW	GW B 113 11	GW	GW	GW	GW A 113 11	GW	GW A 113 11	GW K 113 11	GW	GW	GW	GW A 113 11	GW	GW L	GW B 113 11	GW	GW K 113 11
Cardiff Central (CDF) 7 d				1530							1627							
Newport (South Wales) (NWP) d				1546							1641							
Severn Tunnel Jn (STJ) d											1651							
Patchway (PWY) d																		
Gloucester (GCR) 7 d			1509							1609							1709	
Yate (YAE) d			1537							1635							1736	
Bristol Parkway (BPW) 7 d			1548							1644							1745	
Filton Abbey Wood (FIT) d			1551	1609						1648	1708						1749	
Ashley Down (ASD) d																		
Stapleton Road (SRD) d															1737			
Lawrence Hill (LWH) d															1741			
Bristol Temple Meads (BRI) 10 d	1545	1600	1604	1622		1630	1647	1700		1706	1722		1729		1748	1800	1804	
Keynsham (KYN) d	1552		1611				1654			1713			1736		1755		1811	
Oldfield Park (OLF) d	1559		1618				1701			1720					1801		1818	
Bath Spa (BTH) 7 a	1601	1611	1620	1634		1641	1703	1711		1722	1734		1743		1804	1811	1820	
Bath Spa (BTH) 7 d	1602		1622	1635			1705			1724	1735				1805		1822	
Freshford (FFD) d	1612		1631				1714			1733					1814		1831	
Avoncliff (AVF) d	1614						1717			1736					1817			
Bradford-on-Avon (BOA) d	1618		1636	1647			1721			1740	1748				1821		1836	
Swindon (SWI) d															1745			
Chippenham (CPM) d															1800			
Melksham (MKM) d															1810			
Trowbridge (TRO) d	1625		1642	1654			1727			1747	1755				1819	1827	1842	
Westbury (WSB) a	1632		1649	1702			1735			1759	1803	←			1826	1834	1849	
Westbury (WSB) d	1633		1651	1703	1712		1738		1758	1806	1803	1806			1835		1850	1856
Frome (FRO) d			1700							←		1823j					1906	
Bruton (BRU) d			1712									1835						
Castle Cary (CLC) d			1718						1814a			1841						1912a
Yeovil Pen Mill (YVP) d			1732									1855						
Yeovil Junction (YVJ) a																		
Thornford (THO) d			1736x															
Yetminster (YET) d			1739x											1900x				
Chetnole (CNO) d			1743x															
Maiden Newton (MDN) d			1756											1914				
Dorchester West (DCW) d			1815e											1925				
Upwey (UPW) d			1823											1933				
Weymouth (WEY) a			1828											1940				
Dilton Marsh (DMH) d	1636x				1715x		1741x									1838x		
Warminster (WMN) d	1642a			1711	1721a		1747a					1811				1845		
Salisbury (SAL) a				1732								1832				1906		
Romsey (ROM) a				1751								1851						
Southampton Central (SOU) a				1802								1903						
Fareham (FRM) a				1827								1927						
Cosham (CSA) a				1836								1935						
Fratton (FTN) a				1845								1944						
Portsmouth & Southsea (PMS) a				1849								1948						
Portsmouth Harbour (PMH)  a				1853								1952						

NOTES (see introductory pages for explanation of train operator codes and standard symbols)

- a Arrival time
- d Departure time
- x Stops on request
- e Arrives 9 minutes earlier
- j Arrives 8 minutes earlier
- A To London Paddington
- B From Weston-super-Mare to London Paddington
- K From London Paddington to Plymouth
- L From Severn Beach

Cardiff, Gloucester, Bristol, Bath and Swindon to Westbury, Yeovil, Weymouth, Salisbury, Southampton and Portsmouth

Mondays to Fridays


Operator Days of operation/Notes 1st Class/Reservations/Bus/Ferry Catering facilities	GW	GW	GW	GW A 113 113	GW	GW	GW B 113 113	GW M 113 113	GW	GW K 113 113	GW	GW A 113 113	GW	GW A 113 113	GW	GW K 113 113	GW
Cardiff Central (CDF) 7 d		1727									1830					1928	
Newport (South Wales) (NWP) d		1741									1845					1942	
Sewern Tunnel Jn (STJ) d		1751									1855						
Patchway (PWY) d																	
Gloucester (GCR) 7 d			1750						1809								
Yate (YAE) d									1836								
Bristol Parkway (BPW) 7 d									1846								
Filton Abbey Wood (FIT) d		1807							1849		1912					2007	
Ashley Down (ASD) d																	
Stapleton Road (SRD) d																	
Lawrence Hill (LWH) d																	
Bristol Temple Meads (BRI) 10 d		1822		1830	1843		1900		1904		1925	1930	1947	2000		2027	
Keynsham (KYN) d		1829			1850				1911				1954				
Oldfield Park (OLF) d					1857				1918				2001				
Bath Spa (BTH) 7 a		1836		1841	1859		1911		1921		1937	1941	2003	2011		2039	
Bath Spa (BTH) 7 d		1837			1901				1922		1938		2006			2040	
Freshford (FFD) d					1910								2015				
Avoncliff (AVF) d					1912								2018				
Bradford-on-Avon (BOA) d		1850			1916				1934		1950		2022			2052	
Swindon (SWI) d			1844													2012	
Chippenham (CPM) d			1900													2028	
Melksham (MKM) d			1910													2039	
Trowbridge (TRO) d		1857	1919		1923				1941		1957		2028		2048	2059	
Westbury (WSB) a		1904	1926		1930	←			1948		2004		2035		2056	2106	
Westbury (WSB) d	←	1905	1936			1936		1945		1959	2005		2039			2107	2122
Frome (FRO) d	1906		←					2000a					2048a				
Bruton (BRU) d	1919																
Castle Cary (CLC) d	1937k									2016a						2138a	
Yeovil Pen Mill (YVP) d	1951																
Yeovil Junction (YVJ) a																	
Thornford (THO) d	1956x																
Yetminster (YET) d	1959x																
Chetnole (CNO) d	2003x																
Maiden Newton (MDN) d	2015																
Dorchester West (DCW) d	2027																
Upwey (UPW) d	2036																
Weymouth (WEY) a	2041																
Dilton Marsh (DMH) d						1938x											2136x
Warminster (WMN) d		1913				1945					2013					2115	2143
Salisbury (SAL) a		1934				2006					2034					2136	2205
Romsey (ROM) a		1953									2053					2155	
Southampton Central (SOU) a		2004									2104					2207	
Fareham (FRM) a		2030									2127					2233	
Cosham (CSA) a																	
Fratton (FTN) a		2044									2144					2248	
Portsmouth & Southsea (PMS) a		2048									2147					2252	
Portsmouth Harbour (PMH)  a		2052									2151					2256	

NOTES (see introductory pages for explanation of train operator codes and standard symbols)

- a Arrival time
- d Departure time
- x Stops on request
- k Arrives 13 minutes earlier
- A To London Paddington
- B From Weston-super-Mare to London Paddington
- K From London Paddington to Plymouth
- M From London Paddington

Cardiff, Gloucester, Bristol, Bath and Swindon to Westbury, Yeovil, Weymouth, Salisbury, Southampton and Portsmouth

Mondays to Fridays


Operator Days of operation/Notes 1st Class/Reservations/Bus/Ferry Catering facilities	GW	GW N 1113 1113	GW	GW K 1113 1113	GW	GW P 1113 1113	GW	GW	SW Q 1113	GW A 1113	GW	GW
Cardiff Central (CDF) 7 d			2030				2130					
Newport (South Wales) (NWP) d			2044				2144					
Severn Tunnel Jn (STJ) d			2055				2154					
Patchway (PWY) d												
Gloucester (GCR) 7 d												
Yate (YAE) d												
Bristol Parkway (BPW) 7 d					2121							
Filton Abbey Wood (FIT) d			2112		2125		2212					
Ashley Down (ASD) d												
Stapleton Road (SRD) d					2132							
Lawrence Hill (LWH) d					2136							
Bristol Temple Meads (BRI) 10 d	2050	2100	2126		2145	2200	2225			2250	2306	2345
Keynsham (KYN) d	2057				2152		2232				2313	2352
Oldfield Park (OLF) d	2104				2159						2320	2358
Bath Spa (BTH) 7 a	2106	2112	2138		2201	2212	2239			2302	2322	0002
Bath Spa (BTH) 7 d	2108		2139		2203		2241				2324	0004
Freshford (FFD) d	2117				2212						2333	0013
Avoncliff (AVF) d	2120				2214						2336	0016
Bradford-on-Avon (BOA) d	2124		2151		2218		2253				2340	0020
Swindon (SWI) d							2231					
Chippenham (CPM) d							2246					
Melksham (MKM) d							2256					
Trowbridge (TRO) d	2131		2158		2225		2259	2305			2346	0027
Westbury (WSB) a	2138		2205		2232		2306	2312			2354	0034
Westbury (WSB) d	2140		2206	2223	2233		2311		2314			0035
Frome (FRO) d	2149						2320a					0044a
Bruton (BRU) d	2202											
Castle Cary (CLC) d	2207			2241a								
Yeovil Pen Mill (YVP) d	2221											
Yeovil Junction (YVJ) a												
Thornford (THO) d	2225x											
Yetminster (YET) d	2228x											
Chetnole (CNO) d	2232x											
Maiden Newton (MDN) d	2244											
Dorchester West (DCW) d	2255											
Upwey (UPW) d	2303											
Weymouth (WEY) a	2308											
Dilton Marsh (DMH) d			2209x									
Warminster (WMN) d			2216		2241				2321			
Salisbury (SAL) a			2237		2302				2342			
Romsey (ROM) a			2256		2320							
Southampton Central (SOU) a			2307		2331							
Fareham (FRM) a			2330		0010							
Cosham (CSA) a												
Fratton (FTN) a			2345		0024							
Portsmouth & Southsea (PMS) a			2348		0028							
Portsmouth Harbour (PMH)  a			2353									

NOTES (see introductory pages for explanation of train operator codes and standard symbols)

- a Arrival time
- d Departure time
- x Stops on request
- A To London Paddington
- K From London Paddington to Plymouth
- N From Exeter St Davids to London Paddington
- P From Penzance to London Paddington
- Q From Yeovil Junction

Cardiff, Gloucester, Bristol, Bath and Swindon to Westbury, Yeovil, Weymouth, Salisbury, Southampton and Portsmouth

Saturdays


Operator Days of operation/Notes 1st Class/Reservations/Bus/Ferry Catering facilities	GW	GW	GW A 113 12	GW	GW	GW A 113 12	GW	GW A 113 12	GW	GW B 113 12	GW	SW C 1	GW A 113 12	GW	GW D 113 12	GW E	GW
Cardiff Central (CDF) 7 d												0630					0727
Newport (South Wales) (NWP) d												0644					0741
Severn Tunnel Jn (STJ) d												0654					0751
Patchway (PWY) d																	
Gloucester (GCR) 7 d																0707	
Yate (YAE) d																0736	
Bristol Parkway (BPW) 7 d																0745	
Filton Abbey Wood (FIT) d												0710				0749	0806
Ashley Down (ASD) d																	
Stapleton Road (SRD) d																	
Lawrence Hill (LWH) d																	
Bristol Temple Meads (BRI) 10 d			0530	0547		0600		0630	0640	0700	0722		0730	0740	0800	0803	0821
Keynsham (KYN) d				0554					0647					0747		0811	
Oldfield Park (OLF) d				0601					0654					0754		0818	
Bath Spa (BTH) 7 a			0541	0603		0611		0641	0656	0711	0734		0741	0756	0811	0820	0833
Bath Spa (BTH) 7 d				0605					0658		0735			0758		0822	0835
Freshford (FFD) d				0614					0708					0807			
Avoncliff (AVF) d				0617					0711					0810			
Bradford-on-Avon (BOA) d				0621					0715		0747			0814		0834	0847
Swindon (SWI) d																	
Chippenham (CPM) d																	
Melksham (MKM) d																	
Trowbridge (TRO) d				0627					0721		0753			0820		0840	0853
Westbury (WSB) a				0635					0728		0800			0827		0847	0900
Westbury (WSB) d	0524	0601		0646	0650		0705				0802	0810				0850	0903
Frome (FRO) d					0659											0904	
Bruton (BRU) d					0712											0916	
Castle Cary (CLC) d					0717											0921	
Yeovil Pen Mill (YVP) d					0733c											0935	
Yeovil Junction (YVJ) a																	
Thornford (THO) d					0737x											0939x	
Yetminster (YET) d					0740x											0942x	
Chetnole (CNO) d					0744x											0946x	
Maiden Newton (MDN) d					0757											0959	
Dorchester West (DCW) d					0812e											1018f	
Upwey (UPW) d					0820											1027	
Weymouth (WEY) a					0825											1032	
Dilton Marsh (DMH) d							0707x				0804x						
Warminster (WMN) d	0532	0609		0654			0714				0811	0818					0911
Salisbury (SAL) a	0554	0630		0715			0735				0832	0839					0932
Romsey (ROM) a		0650		0735			0755				0851						0951
Southampton Central (SOU) a		0702		0746			0808				0902						1003
Fareham (FRM) a		0727		0824							0927						1027
Cosham (CSA) a		0735		0832							0935						1035
Fratton (FTN) a		0743		0840							0944						1044
Portsmouth & Southsea (PMS) a		0746		0844							0947						1047
Portsmouth Harbour (PMH)  a		0751		0848							0951						1051

NOTES (see introductory pages for explanation of train operator codes and standard symbols)

- a Arrival time
- d Departure time
- x Stops on request
- c Arrives 4 minutes earlier
- e Arrives 5 minutes earlier
- f Arrives 9 minutes earlier
- A To London Paddington
- B From Weston-super-Mare to London Paddington
- C From Castle Cary to London Waterloo
- D From Taunton to London Paddington
- E From Cheltenham Spa

Cardiff, Gloucester, Bristol, Bath and Swindon to Westbury, Yeovil, Weymouth, Salisbury, Southampton and Portsmouth

Saturdays


Operator Days of operation/Notes 1st Class/Reservations/Bus/Ferry Catering facilities	GW A 1111	GW F	GW G	GW	GW H 1111	GW F	GW G	GW J 1111	GW G	GW A 1111	GW	GW A 1111	GW	GW A 1111	GW	SW K 11	GW
Cardiff Central (CDF) 7 d											0827						0930
Newport (South Wales) (NWP) d											0841						0944
Severn Tunnel Jn (STJ) d											0851						0954
Patchway (PWY) d																	
Gloucester (GCR) 7 d						0810	0810									0908	
Yate (YAE) d						0836	0836									0934	
Bristol Parkway (BPW) 7 d						0846	0846									0944	
Filton Abbey Wood (FIT) d						0850	0850				0909					0948	1009
Ashley Down (ASD) d																	
Stapleton Road (SRD) d																	
Lawrence Hill (LWH) d																	
Bristol Temple Meads (BRI) 10 d	0830			0845	0858	0908	0908			0918	0922	0930	0945	1000	1003		1022
Keynsham (KYN) d				0852		0915	0915						0952		1011		
Oldfield Park (OLF) d				0859		0922	0922						0959		1018		
Bath Spa (BTH) 7 a	0841			0901	0909	0924	0924			0929	0934	0941	1001	1011	1020		1034
Bath Spa (BTH) 7 d				0903		0926	0926				0936		1003		1022		1036
Freshford (FFD) d				0912			0935						1012				
Avoncliff (AVF) d				0915									1015				
Bradford-on-Avon (BOA) d				0919		0938	0940				0948		1019		1034		1048
Swindon (SWI) d		0844	0844														
Chippenham (CPM) d		0859	0859														
Melksham (MKM) d		0909	0909														
Trowbridge (TRO) d		0918	0918	0925		0944	0946				0954		1025		1040		1054
Westbury (WSB) a		0925	0925	0932		0951	0953				1002		1032		1047		1101
Westbury (WSB) d			0930	0934		0953	0955	0959	←		1003		1035		1049	1057	1103
Frome (FRO) d			0940			1002a	1015g		1015g						1103	1108a	
Bruton (BRU) d			0952				←		1028						1115		
Castle Cary (CLC) d			0958					1016a	1038h						1120		
Yeovil Pen Mill (YVP) d			1026k						1053j						1134		
Yeovil Junction (YVJ) a																	
Thornford (THO) d															1138x		
Yetminster (YET) d															1141x		
Chetnole (CNO) d															1145x		
Maiden Newton (MDN) d			1045j						1111						1157		
Dorchester West (DCW) d			1057						1122						1212e		
Upwey (UPW) d									1130						1221		
Weymouth (WEY) a			1108						1135						1226		
Dilton Marsh (DMH) d				0936x													1105x
Warminster (WMN) d				0943a							1011		1043				1112
Salisbury (SAL) a											1032		1105				1133
Romsey (ROM) a											1051						1152
Southampton Central (SOU) a											1103						1204
Fareham (FRM) a											1127						1228
Cosham (CSA) a											1135						1236
Fratton (FTN) a											1144						1244
Portsmouth & Southsea (PMS) a											1147						1247
Portsmouth Harbour (PMH)  a											1151						1251

NOTES (see introductory pages for explanation of train operator codes and standard symbols)

- a Arrival time
- d Departure time
- x Stops on request
- e Arrives 5 minutes earlier
- g Arrives 11 minutes earlier
- h Arrives 6 minutes earlier
- j Arrives 3 minutes earlier
- k Arrives 16 minutes earlier
- A To London Paddington
- F Runs from 19 September
- G Runs until 12 September
- H From Exeter St Davids to London Paddington
- J From London Paddington to Paignton until 12 September. From London Paddington to Exeter St Davids from 19 September
- K From London Waterloo

Cardiff, Gloucester, Bristol, Bath and Swindon to Westbury, Yeovil, Weymouth, Salisbury, Southampton and Portsmouth

Saturdays


Operator Days of operation/Notes 1st Class/Reservations/Bus/Ferry Catering facilities	GW B 111	GW L 1	GW A 111	GW M 111	GW A 111	GW D 111	GW A 111	GW M 111	GW A 111	GW D 111	GW A 111	GW M 111	GW A 111	GW D 111	GW A 111	GW M 111	GW A 111
Cardiff Central (CDF) 7 d								1030						1130			
Newport (South Wales) (NWP) d								1044						1144			
Severn Tunnel Jn (STJ) d																	
Patchway (PWY) d																	
Gloucester (GCR) 7 d					1009						1108						1206
Yate (YAE) d					1035						1134						1232
Bristol Parkway (BPW) 7 d					1047						1145						1242
Filton Abbey Wood (FIT) d					1050		1109				1149	1210					1246
Ashley Down (ASD) d																	
Stapleton Road (SRD) d																	
Lawrence Hill (LWH) d																	
Bristol Temple Meads (BRI) 10 d	1030	1043		1100		1103		1122	1130	1142	1200	1203	1222	1230	1242	1300	1303
Keynsham (KYN) d		1050				1111				1149		1211			1249		1311
Oldfield Park (OLF) d		1057				1118				1156		1218			1256		1318
Bath Spa (BTH) 7 a	1041	1059		1111		1120		1134	1141	1158	1211	1220	1234	1241	1258	1311	1320
Bath Spa (BTH) 7 d		1101				1122		1135		1201		1222	1235		1300		1322
Freshford (FFD) d		1110								1211					1309		
Avoncliff (AVF) d		1113								1213					1312		
Bradford-on-Avon (BOA) d		1117				1134		1147		1217		1235	1247		1316		1334
Swindon (SWI) d					1105												
Chippenham (CPM) d					1121												
Melksham (MKM) d					1131												
Trowbridge (TRO) d		1125			1140	1145		1154		1224		1242	1254		1322		1340
Westbury (WSB) a		1132			1148	1152		1201		1231		1251	1301		1329		1347
Westbury (WSB) d		1133	1143				1154	1203		1232		1252	1303		1331		
Frome (FRO) d												1302					
Bruton (BRU) d												1314					
Castle Cary (CLC) d						1211a						1319					
Yeovil Pen Mill (YVP) d												1333					
Yeovil Junction (YVJ) a																	
Thornford (THO) d												1337x					
Yetminster (YET) d												1340x					
Chetnole (CNO) d												1344x					
Maiden Newton (MDN) d												1357					
Dorchester West (DCW) d												1412e					
Upwey (UPW) d												1421					
Weymouth (WEY) a												1426					
Dilton Marsh (DMH) d										1234x					1333x		
Warminster (WMN) d		1141	1150				1211		1241			1311			1340		
Salisbury (SAL) a		1202	1212				1232		1302			1332			1402		
Romsey (ROM) a							1251					1351					
Southampton Central (SOU) a							1303					1403					
Fareham (FRM) a							1327					1427					
Cosham (CSA) a							1335					1435					
Fratton (FTN) a							1344					1444					
Portsmouth & Southsea (PMS) a							1347					1447					
Portsmouth Harbour (PMH)  a							1351					1451					

NOTES (see introductory pages for explanation of train operator codes and standard symbols)

- a Arrival time
- d Departure time
- x Stops on request
- e Arrives 5 minutes earlier
- A To London Paddington
- B From Weston-super-Mare to London Paddington
- D From Taunton to London Paddington
- L From Frome to London Waterloo
- M From London Paddington to Paignton

Cardiff, Gloucester, Bristol, Bath and Swindon to Westbury, Yeovil, Weymouth, Salisbury, Southampton and Portsmouth

Saturdays


Operator Days of operation/Notes 1st Class/Reservations/Bus/Ferry Catering facilities	GW	GW J 113 11	GW	GW B 113 11	GW	GW A 113 11	GW	GW	GW B 113 11	GW	GW N 113 11	GW	GW P 113 11	GW	GW	GW B 113 11	GW
Cardiff Central (CDF) 7 d			1230					1330							1430		
Newport (South Wales) (NWP) d			1244					1344							1445		
Severn Tunnel Jn (STJ) d																	
Patchway (PWY) d																	
Gloucester (GCR) 7 d							1309					1408					
Yate (YAE) d							1336					1434					
Bristol Parkway (BPW) 7 d							1348					1445					
Filton Abbey Wood (FIT) d			1309				1351	1409				1449			1510		
Ashley Down (ASD) d																	
Stapleton Road (SRD) d																	
Lawrence Hill (LWH) d																	
Bristol Temple Meads (BRI) 10 d			1323	1330	1343	1400	1403	1422	1430	1444	1500	1503			1523	1530	1542
Keynsham (KYN) d					1350		1411			1451		1511					1549
Oldfield Park (OLF) d					1357		1418			1458		1518					1556
Bath Spa (BTH) 7 a			1335	1341	1359	1411	1420	1434	1442	1500	1511	1520			1535	1541	1558
Bath Spa (BTH) 7 d			1336		1401		1422	1435		1502		1522			1536		1600
Freshford (FFD) d					1410					1511							1609
Avoncliff (AVF) d					1413					1513							1611
Bradford-on-Avon (BOA) d			1348		1417		1434	1447		1517		1534			1548		1615
Swindon (SWI) d	1313													1514			
Chippenham (CPM) d	1329													1530			
Melksham (MKM) d	1339													1539			
Trowbridge (TRO) d	1348		1355		1423		1440	1454		1524		1540		1549	1555		1622
Westbury (WSB) a	1355		1402		1430		1447	1501		1531		1548		1558	1602		1629
Westbury (WSB) d		1358	1403		1432		1451	1503				1549	1554		1603		1630
Frome (FRO) d							1501					1559a					
Bruton (BRU) d							1513										
Castle Cary (CLC) d		1414a					1518					1611a					
Yeovil Pen Mill (YVP) d							1532										
Yeovil Junction (YVJ) a																	
Thornford (THO) d							1536x										
Yetminster (YET) d							1539x										
Chetnole (CNO) d							1543x										
Maiden Newton (MDN) d							1557j										
Dorchester West (DCW) d							1612e										
Upwey (UPW) d							1621										
Weymouth (WEY) a							1626										
Dilton Marsh (DMH) d					1434x												1632x
Warminster (WMN) d			1411		1441			1511							1611		1639
Salisbury (SAL) a			1432		1502			1532							1632		1700
Romsey (ROM) a			1451					1551							1651		
Southampton Central (SOU) a			1503					1603							1703		
Fareham (FRM) a			1527					1627							1727		
Cosham (CSA) a			1535					1635							1735		
Fratton (FTN) a			1544					1644							1744		
Portsmouth & Southsea (PMS) a			1547					1647							1747		
Portsmouth Harbour (PMH)  a			1551					1651							1751		

NOTES (see introductory pages for explanation of train operator codes and standard symbols)

- a** Arrival time
- d** Departure time
- x** Stops on request
- e** Arrives 5 minutes earlier
- j** Arrives 3 minutes earlier
- A** To London Paddington
- B** From Weston-super-Mare to London Paddington
- J** From London Paddington to Paignton until 12 September. From London Paddington to Exeter St Davids from 19 September
- N** From Paignton to London Paddington until 12 September. From Bristol Temple Meads to London Paddington from 19 September
- P** From London Paddington to Plymouth

Cardiff, Gloucester, Bristol, Bath and Swindon to Westbury, Yeovil, Weymouth, Salisbury, Southampton and Portsmouth

Saturdays


Operator Days of operation/Notes 1st Class/Reservations/Bus/Ferry Catering facilities	GW A 111	GW	GW	GW B 111	GW	GW A 111	GW	GW M 111	GW	GW	GW B 111	GW	GW	GW A 111	GW	GW	GW B 111
Cardiff Central (CDF) 7 d			1530						1627							1727	
Newport (South Wales) (NWP) d			1544						1641							1741	
Severn Tunnel Jn (STJ) d									1652							1752	
Patchway (PWY) d																	
Gloucester (GCR) 7 d		1508					1608								1708		
Yate (YAE) d		1534					1634								1734		
Bristol Parkway (BPW) 7 d		1545					1645								1744		
Filton Abbey Wood (FIT) d		1548	1609				1648		1709						1748	1809	
Ashley Down (ASD) d																	
Stapleton Road (SRD) d																	
Lawrence Hill (LWH) d																	
Bristol Temple Meads (BRI) 10 d	1600	1603	1622	1630	1645	1700	1704		1722		1730		1744	1800	1803	1822	1830
Keynsham (KYN) d		1611			1652		1711						1751		1811		
Oldfield Park (OLF) d		1618			1659		1718						1758		1818		
Bath Spa (BTH) 7 a	1611	1620	1634	1641	1701	1711	1720		1734		1741		1800	1811	1820	1834	1841
Bath Spa (BTH) 7 d		1622	1635		1703		1722		1736				1805		1822	1836	
Freshford (FFD) d		1631			1712		1731						1814		1831		
Avoncliff (AVF) d					1715		1733						1817				
Bradford-on-Avon (BOA) d		1636	1647		1719		1737		1748				1821		1836	1848	
Swindon (SWI) d												1735					
Chippenham (CPM) d												1751					
Melksham (MKM) d												1801					
Trowbridge (TRO) d		1644	1654		1725		1744		1755			1810	1827		1842	1854	
Westbury (WSB) a		1652	1701		1732		1751		1802	←		1818	1834		1849	1901	
Westbury (WSB) d		1654	1702		1734		1804	1754	1803	1804			1836		1851	1903	
Frome (FRO) d		1703					→			1816j					1900		
Bruton (BRU) d		1716								1829					1913		
Castle Cary (CLC) d		1721						1811a		1839e					1918		
Yeovil Pen Mill (YVP) d		1736								1853					1935		
Yeovil Junction (YVJ) a																	
Thornford (THO) d		1740x													1939x		
Yetminster (YET) d		1743x								1858x					1942x		
Chetnole (CNO) d		1747x													1946x		
Maiden Newton (MDN) d		1800								1912					2000j		
Dorchester West (DCW) d		1812								1923					2011		
Upwey (UPW) d		1821								1931					2019		
Weymouth (WEY) a		1826								1936					2025		
Dilton Marsh (DMH) d					1736x								1838x				
Warminster (WMN) d			1710		1743				1811				1846			1911	
Salisbury (SAL) a			1731		1804				1832				1907			1932	
Romsey (ROM) a			1751						1851							1951	
Southampton Central (SOU) a			1803						1903							2003	
Fareham (FRM) a			1827						1927							2028	
Cosham (CSA) a			1835						1935								
Fratton (FTN) a			1844						1944							2043	
Portsmouth & Southsea (PMS) a			1847						1947							2047	
Portsmouth Harbour (PMH)  a			1851						1951							2051	

NOTES (see introductory pages for explanation of train operator codes and standard symbols)

- a Arrival time
- d Departure time
- x Stops on request
- e Arrives 5 minutes earlier
- j Arrives 3 minutes earlier
- A To London Paddington
- B From Weston-super-Mare to London Paddington
- M From London Paddington to Paignton

Cardiff, Gloucester, Bristol, Bath and Swindon to Westbury, Yeovil, Weymouth, Salisbury, Southampton and Portsmouth

Saturdays


Operator Days of operation/Notes 1st Class/Reservations/Bus/Ferry Catering facilities	GW	GW A 113 12	GW	SW K 11	GW	GW Q 113 12	GW P 113 12	GW	GW R	GW A 113 12	GW	GW P 113 12	GW	GW	GW D 113 12	GW F	GW
Cardiff Central (CDF) 7 d					1827						1930						2030
Newport (South Wales) (NWP) d					1842						1943						2043
Severn Tunnel Jn (STJ) d					1852												
Patchway (PWY) d																	
Gloucester (GCR) 7 d			1808														
Yate (YAE) d			1834														
Bristol Parkway (BPW) 7 d			1845														
Filton Abbey Wood (FIT) d			1848		1909						2007						2107
Ashley Down (ASD) d																	
Stapleton Road (SRD) d									1938								
Lawrence Hill (LWH) d									1941								
Bristol Temple Meads (BRI) 10 d	1845	1900	1903		1921	1930			1948	2000	2023			2045	2100		2122
Keynsham (KYN) d	1852		1911						1955					2052			
Oldfield Park (OLF) d	1859		1918						2002					2059			
Bath Spa (BTH) 7 a	1901	1911	1920		1934	1941			2004	2011	2035			2102	2112		2134
Bath Spa (BTH) 7 d	1903		1922		1936				2006		2036			2104			2136
Freshford (FFD) d	1912								2015					2113			
Avoncliff (AVF) d	1915								2018					2115			
Bradford-on-Avon (BOA) d	1919		1934		1948				2022		2048			2119			2148
Swindon (SWI) d								1944								2110	
Chippenham (CPM) d								1959								2125	
Melksham (MKM) d								2009								2135	
Trowbridge (TRO) d	1925		1940		1954			2019	2028		2055			2126		2144	2154
Westbury (WSB) a	1932		1949		2001			2029	2035		2102			2133		2152	2201
Westbury (WSB) d	1935			1958	2003		2025		2039		2103	2121	2128	2134			2203
Frome (FRO) d				2007					2048a					2144			
Bruton (BRU) d				2019										2156			
Castle Cary (CLC) d				2024			2042a					2138a		2201			
Yeovil Pen Mill (YVP) d				2039										2217			
Yeovil Junction (YVJ) a				2045													
Thornford (THO) d														2222x			
Yetminster (YET) d														2225x			
Chetnole (CNO) d														2229x			
Maiden Newton (MDN) d														2241			
Dorchester West (DCW) d														2251			
Upwey (UPW) d														2259			
Weymouth (WEY) a														2305			
Dilton Marsh (DMH) d	1938x													2130x			2205x
Warminster (WMN) d	1945				2011						2111			2139			2212
Salisbury (SAL) a	2006				2032						2132			2202			2233
Romsey (ROM) a					2051						2151						2253
Southampton Central (SOU) a					2103						2203						2304
Fareham (FRM) a					2127						2228						2327
Cosham (CSA) a																	
Fratton (FTN) a					2143						2242						2342
Portsmouth & Southsea (PMS) a					2146						2245						2346
Portsmouth Harbour (PMH)  a					2151						2249						2350

NOTES (see introductory pages for explanation of train operator codes and standard symbols)

- a** Arrival time
- d** Departure time
- x** Stops on request
- A** To London Paddington
- D** From Taunton to London Paddington
- F** Runs from 19 September
- K** From London Waterloo
- P** From London Paddington to Plymouth
- Q** Runs until 12 September. From Paignton to London Paddington
- R** From Severn Beach

Cardiff, Gloucester, Bristol, Bath and Swindon to Westbury, Yeovil, Weymouth, Salisbury, Southampton and Portsmouth

Saturdays

Operator Days of operation/Notes 1st Class/Reservations/Bus/Ferry Catering facilities	GW	GW S 113 16	GW G	GW	SW 11	GW D 113 16	GW	GW
Cardiff Central (CDF) 7 d								
Newport (South Wales) (NWP) d								
Severn Tunnel Jn (STJ) d								
Patchway (PWY) d								
Gloucester (GCR) 7 d								
Yate (YAE) d								
Bristol Parkway (BPW) 7 d								
Filton Abbey Wood (FIT) d								
Ashley Down (ASD) d								
Stapleton Road (SRD) d								
Lawrence Hill (LWH) d								
Bristol Temple Meads (BRI) 10 d	2142	2200		2215		2230	2306	2330
Keynsham (KYN) d	2149			2222			2313	
Oldfield Park (OLF) d	2156			2229			2320	
Bath Spa (BTH) 7 a	2158	2211		2231		2242	2322	2341
Bath Spa (BTH) 7 d	2200			2233			2324	
Freshford (FFD) d	2209			2242			2333	
Avoncliff (AVF) d	2212			2245			2336	
Bradford-on-Avon (BOA) d	2216			2249			2340	
Swindon (SWI) d			2212					
Chippenham (CPM) d			2228					
Melksham (MKM) d			2237					
Trowbridge (TRO) d	2222		2247	2255			2346	
Westbury (WSB) a	2229		2255	2302			2353	
Westbury (WSB) d	2235			2303	2312		2354	
Frome (FRO) d				2312a			0003a	
Bruton (BRU) d								
Castle Cary (CLC) d								
Yeovil Pen Mill (YVP) d								
Yeovil Junction (YVJ) a								
Thornford (THO) d								
Yetminster (YET) d								
Chetnole (CNO) d								
Maiden Newton (MDN) d								
Dorchester West (DCW) d								
Upwey (UPW) d								
Weymouth (WEY) a								
Dilton Marsh (DMH) d								
Warminster (WMN) d	2243				2320			
Salisbury (SAL) a	2304				2342			
Romsey (ROM) a	2323							
Southampton Central (SOU) a	2334							
Fareham (FRM) a	2357							
Cosham (CSA) a								
Fratton (FTN) a	0014							
Portsmouth & Southsea (PMS) a	0018							
Portsmouth Harbour (PMH)  a								

NOTES (see introductory pages for explanation of train operator codes and standard symbols)

- a** Arrival time
- d** Departure time
- D** From Taunton to London Paddington
- G** Runs until 12 September
- S** From Penzance to London Paddington

Cardiff, Gloucester, Bristol, Bath and Swindon to Westbury, Yeovil, Weymouth, Salisbury, Southampton and Portsmouth

Sundays


Operator Days of operation/Notes 1st Class/Reservations/Bus/Ferry Catering facilities	GW A 11 A	GW	GW B 11 A	GW	GW B 11 A	GW C 11 A	GW	GW	GW A 11 A	SW D 1	GW	GW	GW A 11 A	GW E 11 A	GW	GW A 11 A	GW F
Cardiff Central (CDF) 7 d											0918				1025		
Newport (South Wales) (NWP) d											0936				1039		
Severn Tunnel Jn (STJ) d																	
Patchway (PWY) d																	
Gloucester (GCR) 7 d																	
Yate (YAE) d																	
Bristol Parkway (BPW) 7 d																	
Filton Abbey Wood (FIT) d											1006				1103		
Ashley Down (ASD) d																	
Stapleton Road (SRD) d																	
Lawrence Hill (LWH) d																	
Bristol Temple Meads (BRI) 10 d	0745					0900	0908	0922	1000		1015		1100		1115	1130	
Keynsham (KYN) d							0915				1024				1124		
Oldfield Park (OLF) d							0922				1031				1131		
Bath Spa (BTH) 7 a	0756					0911	0924	0934	1011		1034		1111		1133	1141	
Bath Spa (BTH) 7 d							0926	0936			1035				1135		
Freshford (FFD) d							0935										
Avoncliff (AVF) d							0937										
Bradford-on-Avon (BOA) d							0941	0948			1049				1147		
Swindon (SWI) d				0908													1132
Chippenham (CPM) d				0923													1147
Melksham (MKM) d				0932													1157
Trowbridge (TRO) d				0942			0948	0954			1056				1153		1206
Westbury (WSB) a				0949			0955	1000			1103				1200		1213
Westbury (WSB) d		0900	0923		0954		0957	1002		1043	1104	1110		1155	1201		1214
Frome (FRO) d		0909					1006					1119a					1224
Bruton (BRU) d		0922					1019										1236
Castle Cary (CLC) d		0927	0938a		1011a		1024							1212a			1241
Yeovil Pen Mill (YVP) d		0942					1038										1257
Yeovil Junction (YVJ) a																	
Thornford (THO) d		0947x					1042x										1302x
Yetminster (YET) d		0950x					1045x										1305x
Chetnole (CNO) d		0954x					1049x										1309x
Maiden Newton (MDN) d		1006					1102										1321
Dorchester West (DCW) d		1016					1113										1331
Upwey (UPW) d		1024					1121										1339
Weymouth (WEY) a		1029					1126										1345
Dilton Marsh (DMH) d								1005x							1204x		
Warminster (WMN) d								1012		1051	1112				1211		
Salisbury (SAL) a								1033		1113	1133				1232		
Romsey (ROM) a								1052			1152				1253		
Southampton Central (SOU) a								1103			1204				1304		
Fareham (FRM) a								1126			1227				1327		
Cosham (CSA) a								1134			1235				1335		
Fratton (FTN) a								1142			1242				1342		
Portsmouth & Southsea (PMS) a								1146			1246				1346		
Portsmouth Harbour (PMH) a								1151			1251				1351		

NOTES (see introductory pages for explanation of train operator codes and standard symbols)

- a Arrival time
- d Departure time
- x Stops on request
- A To London Paddington
- B From London Paddington to Penzance
- C From Weston-super-Mare to London Paddington
- D From Yeovil Junction to London Waterloo
- E From London Paddington to Paignton
- F Runs until 8 November

Cardiff, Gloucester, Bristol, Bath and Swindon to Westbury, Yeovil, Weymouth, Salisbury, Southampton and Portsmouth

Sundays


Operator Days of operation/Notes 1st Class/Reservations/Bus/Ferry Catering facilities	GW G	GW C 113	GW	GW A 113	GW E 113	GW	GW C 113	GW	GW	GW A 113	GW A 113	GW	GW H 113	GW A 113	GW	GW	GW A 113
Cardiff Central (CDF) 7 d			1125			1225				1325			1425			1525	
Newport (South Wales) (NWP) d			1139			1239				1339			1439			1541	
Severn Tunnel Jn (STJ) d																	
Patchway (PWY) d																	
Gloucester (GCR) 7 d																	
Yate (YAE) d																	
Bristol Parkway (BPW) 7 d																	
Filton Abbey Wood (FIT) d			1202			1302				1402			1502			1603	
Ashley Down (ASD) d																	
Stapleton Road (SRD) d																	
Lawrence Hill (LWH) d																	
Bristol Temple Meads (BRI) 10 d		1200	1215	1300		1315	1400			1415	1430	1500	1515		1600	1620	1630
Keynsham (KYN) d			1222			1322				1422			1522			1627	
Oldfield Park (OLF) d			1229			1329				1429			1529			1634	
Bath Spa (BTH) 7 a		1211	1231	1311		1332	1411			1431	1441	1511	1532		1611	1636	1641
Bath Spa (BTH) 7 d			1233			1333				1433			1533			1638	
Freshford (FFD) d			1242							1442							
Avoncliff (AVF) d			1245							1445							
Bradford-on-Avon (BOA) d			1249			1345				1449			1545			1650	
Swindon (SWI) d	1132								1332							1544	
Chippenham (CPM) d	1147								1347							1559	
Melksham (MKM) d	1157								1356							1609	
Trowbridge (TRO) d	1206		1255			1352			1405	1455			1552			1618	1656
Westbury (WSB) a	1214		1302			1359			1412	1502			1559			1625	1703
Westbury (WSB) d			1303		1356	1400			1413	1504			1601	1618		1628	1705
Frome (FRO) d									1423							1638a	
Bruton (BRU) d									1435								
Castle Cary (CLC) d					1413a				1443e				1634a				
Yeovil Pen Mill (YVP) d									1458								
Yeovil Junction (YVJ) a																	
Thornford (THO) d									1504x								
Yetminster (YET) d									1507x								
Chetnole (CNO) d									1511x								
Maiden Newton (MDN) d									1522								
Dorchester West (DCW) d									1532								
Upwey (UPW) d									1540								
Weymouth (WEY) a									1545								
Dilton Marsh (DMH) d						1403x							1604x			1707x	
Warminster (WMN) d			1311			1411				1512			1611			1714	
Salisbury (SAL) a			1332			1432				1533			1633			1736	
Romsey (ROM) a			1352			1454				1554			1652			1755	
Southampton Central (SOU) a			1403			1505				1605			1703			1806	
Fareham (FRM) a			1426			1528				1628			1727			1829	
Cosham (CSA) a			1434			1536				1636			1735			1837	
Fratton (FTN) a			1442			1542				1643			1743			1844	
Portsmouth & Southsea (PMS) a			1446			1546				1647			1746			1848	
Portsmouth Harbour (PMH)  a			1451			1552				1652			1751			1853	

NOTES (see introductory pages for explanation of train operator codes and standard symbols)

- a Arrival time
- d Departure time
- x Stops on request
- e Arrives 4 minutes earlier
- A To London Paddington
- C From Weston-super-Mare to London Paddington
- E From London Paddington to Paignton
- G Runs from 15 November
- H From London Paddington to Plymouth

Cardiff, Gloucester, Bristol, Bath and Swindon to Westbury, Yeovil, Weymouth, Salisbury, Southampton and Portsmouth

Sundays


Operator Days of operation/Notes 1st Class/Reservations/Bus/Ferry Catering facilities	GW	GW A 113 113	GW H 113 113	GW	GW	GW	GW A 113 113	GW	GW	GW J 113 113	GW	GW A 113 113	GW K	GW	GW	GW H 113 113	GW
Cardiff Central (CDF) 7 d				1625				1725	1750		1825				1925		
Newport (South Wales) (NWP) d				1640				1739	1804		1840				1940		
Sewern Tunnel Jn (STJ) d									1814								
Patchway (PWY) d																	
Gloucester (GCR) 7 d																	
Yate (YAE) d																	
Bristol Parkway (BPW) 7 d																	
Filton Abbey Wood (FIT) d				1703				1802	1829		1903				2003		
Ashley Down (ASD) d																	
Stapleton Road (SRD) d																	
Lawrence Hill (LWH) d																	
Bristol Temple Meads (BRI) 10 d	1648	1700		1715		1748	1800	1815	1840		1920	1930	1934		2015		2049
Keynsham (KYN) d	1655			1723		1755			1848				1941		2022		2056
Oldfield Park (OLF) d	1702			1730		1802			1855				1948		2029		2103
Bath Spa (BTH) 7 a	1704	1711		1732		1804	1811	1829	1858		1932	1941	1950		2031		2105
Bath Spa (BTH) 7 d	1706			1735		1806		1830	1859		1933		1952		2035		2107
Freshford (FFD) d	1715					1815			1909				2001				2116
Avoncliff (AVF) d	1718					1818			1911				2004				2119
Bradford-on-Avon (BOA) d	1722			1747		1822		1842	1915		1945		2008		2047		2123
Swindon (SWI) d					1744										1943		
Chippenham (CPM) d					1759										1959		
Melksham (MKM) d					1809										2009		
Trowbridge (TRO) d	1729			1753	1818	1829		1850	1922		1952		2014	2018	2053		2130
Westbury (WSB) a	1736			1800	1825	1836		1857	1929		2001		2021	2025	2100		2137
Westbury (WSB) d	1737		1758	1802	1826	1837		1901		1956	2002		2023		2103	2123	2138
Frome (FRO) d	1746					1846											2148
Bruton (BRU) d	1758					1859											2200
Castle Cary (CLC) d	1802a		1815a			1904				2013a						2139a	2205
Yeovil Pen Mill (YVP) d						1918											2221
Yeovil Junction (YVJ) a																	
Thornford (THO) d					1922x												2226x
Yetminster (YET) d					1925x												2229x
Chetnole (CNO) d					1929x												2233x
Maiden Newton (MDN) d					1941												2245
Dorchester West (DCW) d					1952												2255
Upwey (UPW) d					2000												2303
Weymouth (WEY) a					2005												2308
Dilton Marsh (DMH) d											2004x						
Warminster (WMN) d				1810	1834			1909			2011		2031		2111		
Salisbury (SAL) a				1831	1855			1930			2032		2052		2133		
Romsey (ROM) a				1851				1950			2051		2111		2152		
Southampton Central (SOU) a				1902				2001			2102		2122		2203		
Fareham (FRM) a				1927				2026			2127		2202		2226		
Cosham (CSA) a				1935													
Fratton (FTN) a				1943				2040			2141		2219		2240		
Portsmouth & Southsea (PMS) a				1947				2044			2144		2223		2244		
Portsmouth Harbour (PMH)  a				1952				2050			2149		2228		2249		

NOTES (see introductory pages for explanation of train operator codes and standard symbols)

- a** Arrival time
- d** Departure time
- x** Stops on request
- A** To London Paddington
- H** From London Paddington to Plymouth
- J** From London Paddington to Taunton
- K** Also calls at Southampton Airport Parkway 2132, Eastleigh 2138, Hedge End 2149 and Botley 2154

Cardiff, Gloucester, Bristol, Bath and Swindon to Westbury, Yeovil, Weymouth, Salisbury, Southampton and Portsmouth

Sundays


Operator Days of operation/Notes 1st Class/Reservations/Bus/Ferry Catering facilities	GW A 111 A	GW	GW	GW L 111 A	GW	GW
Cardiff Central (CDF) 7 d		2030				2230
Newport (South Wales) (NWP) d		2044				2244
Severn Tunnel Jn (STJ) d		2054				2254
Patchway (PWY) d		2109				2307
Gloucester (GCR) 7 d						
Yate (YAE) d						
Bristol Parkway (BPW) 7 d						
Filton Abbey Wood (FIT) d		2112				2311
Ashley Down (ASD) d						
Stapleton Road (SRD) d						
Lawrence Hill (LWH) d						
Bristol Temple Meads (BRI) 10 d	2100	2128		2228	2235	2330
Keynsham (KYN) d		2135			2242	
Oldfield Park (OLF) d		2142			2249	
Bath Spa (BTH) 7 a	2111	2144		2240	2252	2343
Bath Spa (BTH) 7 d		2146			2254	2343
Freshford (FFD) d					2303	
Avoncliff (AVF) d					2306	
Bradford-on-Avon (BOA) d		2158			2310	2355
Swindon (SWI) d			2134			
Chippenham (CPM) d			2149			
Melksham (MKM) d			2159			
Trowbridge (TRO) d		2204	2209		2316	0002
Westbury (WSB) a		2211	2216		2323	0009
Westbury (WSB) d		2212				
Frome (FRO) d						
Bruton (BRU) d						
Castle Cary (CLC) d						
Yeovil Pen Mill (YVP) d						
Yeovil Junction (YVJ) a						
Thornford (THO) d						
Yetminster (YET) d						
Chetnole (CNO) d						
Maiden Newton (MDN) d						
Dorchester West (DCW) d						
Upwey (UPW) d						
Weymouth (WEY) a						
Dilton Marsh (DMH) d						
Warminster (WMN) d		2220				
Salisbury (SAL) a		2242				
Romsey (ROM) a		2301				
Southampton Central (SOU) a		2312				
Fareham (FRM) a		2335				
Cosham (CSA) a						
Fratton (FTN) a		2349				
Portsmouth & Southsea (PMS) a		2352				
Portsmouth Harbour (PMH)  a		2356				

NOTES (see introductory pages for explanation of train operator codes and standard symbols)

- a Arrival time
- d Departure time
- A To London Paddington
- L From Plymouth to London Paddington

Portsmouth, Southampton, Salisbury, Weymouth and Yeovil to Westbury, Swindon, Bath, Bristol, Gloucester and Cardiff

Mondays to Fridays

Operator Days of operation/Notes 1st Class/Reservations/Bus/Ferry Catering facilities	GW	GW A 113 1	GW	GW B 113 1	GW	GW C	GW D 113 1	GW	GW	GW E 113 1	GW F	GW	GW G 113 1	GW	SW H 1	GW J 113 1	GW	GW E 113 1
Portsmouth Harbour (PMH) 	d																	
Portsmouth & Southsea (PMS)	d																	
Fratton (FTN)	d					0450												
Cosham (CSA)	d					0459												
Fareham (FRM)	d					0510												
Southampton Central (SOU)	d					0533												
Romsey (ROM)	d					0545												
Salisbury (SAL)	d					0606					0635			0703				
Warminster (WMN)	d					0627					0656			0724				
Dilton Marsh (DMH)	d					0631x								0728x				
Weymouth (WEY)	d																	
Upwey (UPW)	d																	
Dorchester West (DCW)	d																	
Maiden Newton (MDN)	d																	
Chetnole (CNO)	d																	
Yetminster (YET)	d																	
Thornford (THO)	d																	
Yeovil Junction (YVJ)	d																	
Yeovil Pen Mill (YVP)	d									0618					0657			
Castle Cary (CLC)	d									0632	0641				0711			0726
Bruton (BRU)	d									0637					0716			
Frome (FRO)	d				0612			0642		0653e			0653e		0728			0745c
Westbury (WSB)	a			0620		0637		0650		0658	0704	0703		0733	0738			0755
Westbury (WSB)	d	0558				0640		0659			0705	0710		0736			0745	
Trowbridge (TRO)	d	0604				0646		0705			0712	0717		0742			0752	
Melksham (MKM)	d										0721						0802	
Chippenham (CPM)	d										0731						0812	
Swindon (SWI)	a										0748						0834	
Bradford-on-Avon (BOA)	d	0610				0652		0711				0723		0748				
Avoncliff (AVF)	d	0613				0655		0715				0726		0751				
Freshford (FFD)	d	0616				0658		0718				0729		0754				
Bath Spa (BTH)	7 a	0627				0709		0728				0739		0805				
Bath Spa (BTH)	7 d	0628	0647	0655		0704	0710	0723	0730			0740	0747	0807		0823		
Oldfield Park (OLF)	d	0631		0657		0707	0713		0733			0743		0810				
Keynsham (KYN)	d	0638		0704		0714	0720		0740			0750	0756	0817				
Bristol Temple Meads (BRI)	10 a	0650	0658	0712		0728	0735	0749				0758	0805	0825		0839		
Lawrence Hill (LWH)	a	0659				0724												
Stapleton Road (SRD)	a	0701				0726												
Ashley Down (ASD)	a					0729												
Filton Abbey Wood (FIT)	a	0707	0714			0734		0804				0816						
Bristol Parkway (BPW)	7 a		0717									0821						
Yate (YAE)	a											0831						
Gloucester (GCR)	7 a										0845	0859						
Patchway (PWY)	a							0810										
Severn Tunnel Jn (STJ)	a	0720						0821										
Newport (South Wales) (NWP)	a	0732	0749					0832										
Cardiff Central (CDF)	7 a	0747	0806					0848										


NOTES (see introductory pages for explanation of train operator codes and standard symbols)

- a Arrival time
- d Departure time
- x Stops on request
- c Arrives 5 minutes earlier
- e Arrives 4 minutes earlier

- A From London Paddington to Swansea
- B To London Paddington
- C Also calls at Portchester 0504
- D From London Paddington to Penzance
- E From Plymouth to London Paddington
- F To Worcester Foregate Street
- G From London Paddington to Weston-super-Mare
- H To London Waterloo
- J From London Paddington

Portsmouth, Southampton, Salisbury, Weymouth and Yeovil to Westbury, Swindon, Bath, Bristol, Gloucester and Cardiff

Mondays to Fridays

Operator Days of operation/Notes 1st Class/Reservations/Bus/Ferry Catering facilities	GW	GW J 113 11	GW	GW	GW J 113 11	GW	GW E 113 11	GW	GW G 113 11	GW	GW	GW J 113 11	SW K 11	GW	GW	GW J 113 11	GW	GW E 113 11
Portsmouth Harbour (PMH) 	d	0601						0720							0823			
Portsmouth & Southsea (PMS)	d	0605						0724							0827			
Fratton (FTN)	d	0609						0728							0831			
Cosham (CSA)	d	0616						0735							0839			
Fareham (FRM)	d	0625						0743							0847			
Southampton Central (SOU)	d	0647						0810		0823					0911			
Romsey (ROM)	d	0659						0821		0835					0922			
Salisbury (SAL)	d	0719						0840		0857			0923		0942			
Warminster (WMN)	d	0740						0901		0918			0944	0955	1003			
Dilton Marsh (DMH)	d	0744x								0922x				0959x				
Weymouth (WEY)	d			0638		0733												
Upwey (UPW)	d			0643		0738												
Dorchester West (DCW)	d			0651		0746												
Maiden Newton (MDN)	d			0704		0759h												
Chetnole (CNO)	d			0712x		0807x												
Yetminster (YET)	d			0716x		0811x												
Thornford (THO)	d			0719x		0814x												
Yeovil Junction (YVJ)	d																	
Yeovil Pen Mill (YVP)	d			0735m		0823												
Castle Cary (CLC)	d			0750		0837	0844											1027
Bruton (BRU)	d			0755														
Frome (FRO)	d			0807		0852	0858										1026	
Westbury (WSB)	a	0750		0816		0901	0908	0909		0927			0952	1004	1011		1035	1044
Westbury (WSB)	d	0800		0818	0841	0902		0914		0940	0945			1005	1014		1040	
Trowbridge (TRO)	d	0806		0824	0847	0908		0921		0946	0952			1012	1020		1046	
Melksham (MKM)	d										1001							
Chippenham (CPM)	d										1011							
Swindon (SWI)	a										1028							
Bradford-on-Avon (BOA)	d	0812		0830	0853	0914		0927		0952				1018	1026		1052	
Avoncliff (AVF)	d			0833	0856					0955							1055	
Freshford (FFD)	d	0817		0836	0859	0918				0958							1058	
Bath Spa (BTH)	7 a	0827		0848	0910	0929		0939		1009				1030	1038		1109	
Bath Spa (BTH)	7 d	0829	0845	0850	0911	0923	0930	0940	0950	1010		1024		1031	1040	1047	1110	
Oldfield Park (OLF)	d	0832		0853	0914	0933				1013				1034			1113	
Keynsham (KYN)	d	0839		0900	0921	0940				1020				1041			1120	
Bristol Temple Meads (BRI)	10 a	0851	0858	0908	0929	0935	0950	0953	1002	1028		1036		1050	1053	1059	1128	
Lawrence Hill (LWH)	a																	
Stapleton Road (SRD)	a																	
Ashley Down (ASD)	a																	
Filton Abbey Wood (FIT)	a	0904		0920		1014		1004						1115	1104			
Bristol Parkway (BPW)	7 a			0926		1018								1119				
Yate (YAE)	a			0935		1027								1128				
Gloucester (GCR)	7 a			1002		1056								1156				
Patchway (PWY)	a																	
Severn Tunnel Jn (STJ)	a	0920																
Newport (South Wales) (NWP)	a	0930						1038							1132			
Cardiff Central (CDF)	7 a	0946						1052							1146			

NOTES (see introductory pages for explanation of train operator codes and standard symbols)

- a Arrival time
- d Departure time
- x Stops on request
- h Arrives 3 minutes earlier
- m Arrives 9 minutes earlier

- E From Plymouth to London Paddington
- G From London Paddington to Weston-super-Mare
- J From London Paddington
- K From London Waterloo to Yeovil Pen Mill

Portsmouth, Southampton, Salisbury, Weymouth and Yeovil to Westbury, Swindon, Bath, Bristol, Gloucester and Cardiff

Mondays to Fridays

Operator Days of operation/Notes 1st Class/Reservations/Bus/Ferry Catering facilities	GW J 113	GW	GW	GW G 113	GW	SW H 1	GW J 113	SW L 1	GW	GW	GW	GW J 113	GW	GW M 113	GW J 113	GW	GW	GW G 113
Portsmouth Harbour (PMH)	d		0923							1023							1123	
Portsmouth & Southsea (PMS)	d		0927							1027							1127	
Fratton (FTN)	d		0931							1031							1131	
Cosham (CSA)	d		0939							1039								
Fareham (FRM)	d		0947							1047							1147	
Southampton Central (SOU)	d		1011							1110							1211	
Romsey (ROM)	d		1023							1122							1222	
Salisbury (SAL)	d		1042		1108			1131		1142			1207				1242	
Warminster (WMN)	d		1103		1131			1152		1203			1228				1303	
Dilton Marsh (DMH)	d				1135x								1232x					
Weymouth (WEY)	d		0932														1130	
Upwey (UPW)	d		0937														1135	
Dorchester West (DCW)	d		0946														1144	
Maiden Newton (MDN)	d		1000h														1159e	
Chetnole (CNO)	d		1008x														1207x	
Yetminster (YET)	d		1012x														1211x	
Thornford (THO)	d		1015x														1214x	
Yeovil Junction (YVJ)	d																	
Yeovil Pen Mill (YVP)	d		1024			1059											1223	
Castle Cary (CLC)	d		1038			1114								1228			1237	
Bruton (BRU)	d		1043			1119											1242	
Frome (FRO)	d		1055			1132											1257h	
Westbury (WSB)	a		1104	1111		1141		1200		1211			1239	1246			1306	1311
Westbury (WSB)	d		1105	1112		1141			1205	1212	1217		1241				1307	1312
Trowbridge (TRO)	d		1112	1118		1148			1211	1218	1223		1248				1313	1318
Melksham (MKM)	d										1233							
Chippenham (CPM)	d										1244							
Swindon (SWI)	a										1301							
Bradford-on-Avon (BOA)	d		1118	1124		1154			1217	1224			1254				1319	1326
Avoncliff (AVF)	d					1157							1257					
Freshford (FFD)	d					1159							1259					
Bath Spa (BTH)	7 a		1130	1136		1210			1229	1236			1310				1331	1338
Bath Spa (BTH)	7 d	1122	1131	1138	1146	1211		1220	1231	1238		1247	1311		1326	1332	1340	1351
Oldfield Park (OLF)	d		1134			1214			1234				1314				1335	
Keynsham (KYN)	d		1141			1221			1241				1321				1342	
Bristol Temple Meads (BRI)	10 a	1135	1150	1153	1158	1229		1235	1249	1253		1259	1329		1339	1351	1355	1403
Lawrence Hill (LWH)	a																	
Stapleton Road (SRD)	a																	
Ashley Down (ASD)	a																	
Filton Abbey Wood (FIT)	a		1215	1205					1316	1306							1416	1408
Bristol Parkway (BPW)	7 a		1219						1320								1420	
Yate (YAE)	a		1228						1329								1429	
Gloucester (GCR)	7 a		1257						1358								1457	
Patchway (PWY)	a																	
Severn Tunnel Jn (STJ)	a																	
Newport (South Wales) (NWP)	a			1235						1330							1434	
Cardiff Central (CDF)	7 a			1249						1345							1449	








NOTES (see introductory pages for explanation of train operator codes and standard symbols)

- a Arrival time
- d Departure time
- x Stops on request
- e Arrives 4 minutes earlier
- h Arrives 3 minutes earlier

- G From London Paddington to Weston-super-Mare
- H To London Waterloo
- J From London Paddington
- L From London Waterloo to Yeovil Junction
- M From Paignton to London Paddington

Portsmouth, Southampton, Salisbury, Weymouth and Yeovil to Westbury, Swindon, Bath, Bristol, Gloucester and Cardiff

Mondays to Fridays

Operator Days of operation/Notes 1st Class/Reservations/Bus/Ferry Catering facilities	SW N 1	GW J 113 1	GW J 113 1	GW J 113 1	GW J 113 1	GW J 113 1	GW J 113 1	GW J 113 1	SW H 1	GW J 113 1	GW P 113 1	GW J 113 1	GW J 113 1	GW J 113 1	GW J 113 1	SW H 1	GW J 113 1	GW J 113 1	GW J 113 1
Portsmouth Harbour (PMH) 	d				1223									1323					
Portsmouth & Southsea (PMS)	d				1227									1327					
Fratton (FTN)	d				1231									1331					
Cosham (CSA)	d																		
Fareham (FRM)	d				1247									1347					
Southampton Central (SOU)	d				1311									1411					
Romsey (ROM)	d				1322									1422					
Salisbury (SAL)	d	1251	1307		1342			1406						1442					
Warminster (WMN)	d	1312	1328		1403			1428						1503			1531		
Dilton Marsh (DMH)	d		1332x					1432x									1535x		
Weymouth (WEY)	d												1328						
Upwey (UPW)	d												1333						
Dorchester West (DCW)	d												1342						
Maiden Newton (MDN)	d												1357e						
Chetnole (CNO)	d												1405x						
Yetminster (YET)	d												1409x						
Thornford (THO)	d												1412x						
Yeovil Junction (YVJ)	d								1338							1451			
Yeovil Pen Mill (YVP)	d								1345				1421			1459h			
Castle Cary (CLC)	d								1410g		1430	1435				1513		1531	
Bruton (BRU)	d								1416			1440				1518			
Frome (FRO)	d								1432			1452				1530			
Westbury (WSB)	a	1320	1337		1411			1437	1442		1450	1501	1511		1539	1540	1552		
Westbury (WSB)	d		1340		1403	1412	1418	1440				1502	1512			1543			
Trowbridge (TRO)	d		1346		1409	1418	1424	1446				1509	1518			1549			
Melksham (MKM)	d						1434												
Chippenhams (CPM)	d						1444												
Swindon (SWI)	a						1501												
Bradford-on-Avon (BOA)	d		1352		1415	1424		1452				1515	1524			1555			
Avoncliff (AVF)	d		1355					1455								1558			
Freshford (FFD)	d		1358					1458								1601			
Bath Spa (BTH) 	a		1409		1427	1436		1509				1528	1536			1611			
Bath Spa (BTH) 	d		1410	1422	1428	1438		1446	1510		1524	1530	1538	1550		1613		1622	
Oldfield Park (OLF)	d		1413		1431				1513			1533				1616			
Keynsham (KYN)	d		1420		1438				1520			1540				1623			
Bristol Temple Meads (BRI) 	a		1428	1434	1447	1450		1458	1528		1536	1551	1553	1605		1631		1635	
Lawrence Hill (LWH)	a																		
Stapleton Road (SRD)	a																		
Ashley Down (ASD)	a																		
Filton Abbey Wood (FIT)	a				1517	1504						1615	1605						
Bristol Parkway (BPW) 	a				1521							1619							
Yate (YAE)	a				1531							1628							
Gloucester (GCR) 	a				1559							1656							
Patchway (PWY)	a																		
Severn Tunnel Jn (STJ)	a																		
Newport (South Wales) (NWP)	a					1532								1635					
Cardiff Central (CDF) 	a					1546								1650					


NOTES (see introductory pages for explanation of train operator codes and standard symbols)

- a Arrival time
- d Departure time
- x Stops on request
- e Arrives 4 minutes earlier
- g Arrives 12 minutes earlier
- h Arrives 3 minutes earlier

- G From London Paddington to Weston-super-Mare
- H To London Waterloo
- J From London Paddington
- M From Paignton to London Paddington
- N To Yeovil Junction
- P From Exeter St Davids to London Paddington

Portsmouth, Southampton, Salisbury, Weymouth and Yeovil to Westbury, Swindon, Bath, Bristol, Gloucester and Cardiff

Mondays to Fridays

Operator Days of operation/Notes 1st Class/Reservations/Bus/Ferry Catering facilities	GW	GW	GW	GW G 113 11	GW	GW P 113 11	GW J 113 11	GW	GW	GW Q 113 11	GW	GW J 113 11	GW R 113 11	GW	GW Q 113 11	GW	GW	GW J 113 11
Portsmouth Harbour (PMH) 	d	1423							1523					1624				
Portsmouth & Southsea (PMS)	d	1427							1527					1629				
Fratton (FTN)	d	1431							1531					1633				
Cosham (CSA)	d	1439							1539					1640				
Fareham (FRM)	d	1447							1547					1648				
Southampton Central (SOU)	d	1511							1611					1711				
Romsey (ROM)	d	1522							1622					1722				
Salisbury (SAL)	d	1542							1642					1742				
Warminster (WMN)	d	1604							1703		1730			1803				
Dilton Marsh (DMH)	d										1734x							
Weymouth (WEY)	d							1528										
Upwey (UPW)	d							1533										
Dorchester West (DCW)	d							1544h										
Maiden Newton (MDN)	d							1557h										
Chetnole (CNO)	d							1605x										
Yetminster (YET)	d							1609x										
Thornford (THO)	d							1612x										
Yeovil Junction (YVJ)	d																	
Yeovil Pen Mill (YVP)	d							1621										
Castle Cary (CLC)	d					1626		1635				1736						
Bruton (BRU)	d							1640										
Frome (FRO)	d				1626			1652										
Westbury (WSB)	a	1612			1635	1644		1701	1711		1739	1753	1811					
Westbury (WSB)	d	1601	1613	1623		1640		1702	1713		1741			1812		1837	1842	
Trowbridge (TRO)	d	1608	1619	1629		1646		1709	1719		1747			1818		1843	1848	
Melksham (MKM)	d			1639												1853		
Chippenham (CPM)	d			1649												1904		
Swindon (SWI)	a			1706												1921		
Bradford-on-Avon (BOA)	d	1614	1625			1652		1715	1727		1753			1824			1855	
Avoncliff (AVF)	d					1655					1756						1858	
Freshford (FFD)	d					1658					1759						1901	
Bath Spa (BTH)	7 a	1626	1637			1709		1727	1739		1810			1836			1911	
Bath Spa (BTH)	7 d	1627	1639		1647	1710		1722	1728	1740	1748	1811	1823	1838	1848		1913	1923
Oldfield Park (OLF)	d	1630				1713			1732			1814					1916	
Keynsham (KYN)	d	1637				1720			1739			1821		1845			1923	
Bristol Temple Meads (BRI)	10 a	1645	1652		1659	1728		1734	1748	1753	1759	1829	1835	1853	1900		1931	1935
Lawrence Hill (LWH)	a																	
Stapleton Road (SRD)	a																	
Ashley Down (ASD)	a																	
Filton Abbey Wood (FIT)	a	1715	1704						1817	1804				1905				
Bristol Parkway (BPW)	7 a	1719							1821									
Yate (YAE)	a	1728							1831									
Gloucester (GCR)	7 a	1758							1904									
Patchway (PWY)	a																	
Severn Tunnel Jn (STJ)	a		1721						1823					1920				
Newport (South Wales) (NWP)	a		1733						1836					1935				
Cardiff Central (CDF)	7 a		1749						1850					1953				


NOTES (see introductory pages for explanation of train operator codes and standard symbols)

- a Arrival time
- d Departure time
- x Stops on request
- h Arrives 3 minutes earlier

- G From London Paddington to Weston-super-Mare
- J From London Paddington
- P From Exeter St Davids to London Paddington
- Q From London Paddington to Taunton
- R Runs until 11 September. From Plymouth to London Paddington

Portsmouth, Southampton, Salisbury, Weymouth and Yeovil to Westbury, Swindon, Bath, Bristol, Gloucester and Cardiff

Mondays to Fridays

Operator Days of operation/Notes 1st Class/Reservations/Bus/Ferry Catering facilities	GW	GW S 113 11	GW	GW G 113 11	GW	GW	GW T	GW J 113 11	SW U 11	GW	GW G 113 11	GW 11	GW	GW J 113 11	GW M 113 11	GW	GW FO	GW FX
Portsmouth Harbour (PMH) 	d			1724						1824							1923	1923
Portsmouth & Southsea (PMS)	d			1729						1829							1929	1929
Fratton (FTN)	d			1733						1833							1933	1933
Cosham (CSA)	d			1740						1840							1940	1940
Fareham (FRM)	d			1748						1849							1949	1949
Southampton Central (SOU)	d			1810						1911							2011	2011
Romsey (ROM)	d			1823						1923							2023	2023
Salisbury (SAL)	d			1842			1913			1942			2011				2042	2042
Warminster (WMN)	d			1903			1934			2003			2032				2103	2103
Dilton Marsh (DMH)	d						1938x						2036x					
Weymouth (WEY)	d	1728																
Upwey (UPW)	d	1733																
Dorchester West (DCW)	d	1742																
Maiden Newton (MDN)	d	1757e																
Chetnole (CNO)	d	1805x																
Yetminster (YET)	d	1809x																
Thornford (THO)	d	1812x																
Yeovil Junction (YVJ)	d								1916									
Yeovil Pen Mill (YVP)	d	1821							1923									
Castle Cary (CLC)	d	1844n	1839			1844n			1938						2042			
Bruton (BRU)	d	1844n				1849			1943									
Frome (FRO)	d	1849				1901			1956			2016				2058		
Westbury (WSB)	a		1857	1911		1910	1943		2007	2012		2025	2042		2101	2108	2111	2111
Westbury (WSB)	d			1912		1918	1945	2006		2013			2045				2112	2112
Trowbridge (TRO)	d			1918		1925	1951	2012		2020			2051				2118	2118
Melksham (MKM)	d							2022										
Chippenham (CPM)	d							2032										
Swindon (SWI)	a							2048										
Bradford-on-Avon (BOA)	d			1924		1931	1957			2026			2057				2124	2124
Avoncliff (AVF)	d					1935	2000						2100					
Freshford (FFD)	d					1938	2003						2103					
Bath Spa (BTH)	7 a			1936		1952	2014			2038			2113				2136	2136
Bath Spa (BTH)	7 d			1938	1949	1954	2015		2023	2040	2051		2114	2123			2138	2138
Oldfield Park (OLF)	d					1957	2018						2117					
Keynsham (KYN)	d					2004	2025						2124					
Bristol Temple Meads (BRI)	10 a			1952	2000	2012	2033		2037	2052	2103		2133	2136			2150	2150
Lawrence Hill (LWH)	a																	
Stapleton Road (SRD)	a																	
Ashley Down (ASD)	a																	
Filton Abbey Wood (FIT)	a			2004						2106							2204	2204
Bristol Parkway (BPW)	7 a																	
Yate (YAE)	a																	
Gloucester (GCR)	7 a							2142										
Patchway (PWY)	a																2209	2209
Severn Tunnel Jn (STJ)	a			2022						2119							2220	2220
Newport (South Wales) (NWP)	a			2032						2130							2231	2236
Cardiff Central (CDF)	7 a			2047						2145							2245	2256

NOTES (see introductory pages for explanation of train operator codes and standard symbols)








- a Arrival time
- d Departure time
- x Stops on request
- e Arrives 4 minutes earlier
- n Arrives 10 minutes earlier

- G From London Paddington to Weston-super-Mare
- J From London Paddington
- M From Paignton to London Paddington
- S From Newquay to London Paddington until 11 September. From Plymouth to London Paddington from 14 September
- T To Cheltenham Spa
- U From London Waterloo via Gillingham (Dorset)

- FO Fridays only
- FX Not Fridays

Portsmouth, Southampton, Salisbury, Weymouth and Yeovil to Westbury, Swindon, Bath, Bristol, Gloucester and Cardiff

Mondays to Fridays

Operator Days of operation/Notes 1st Class/Reservations/Bus/Ferry Catering facilities	GW	GW G 113 113	GW	GW J 113 113	GW FO	GW FX	GW	SW V 1	GW J 113 113	GW FX	GW J 113 113	GW W	GW TSM J 113
Portsmouth Harbour (PMH) 	d				2024	2024						2123	
Portsmouth & Southsea (PMS)	d				2028	2028						2127	
Fratton (FTN)	d				2032	2032						2131	
Cosham (CSA)	d												
Fareham (FRM)	d				2046	2046						2147	
Southampton Central (SOU)	d				2111	2111						2222	
Romsey (ROM)	d				2122	2122						2235	
Salisbury (SAL)	d				2142	2142	2211					2300	
Warminster (WMN)	d				2203	2203	2234h					2321	
Dilton Marsh (DMH)	d						2238x					2325x	
Weymouth (WEY)	d		2014							2128			
Upwey (UPW)	d		2019							2133			
Dorchester West (DCW)	d		2027							2141			
Maiden Newton (MDN)	d		2040							2154			
Chetnole (CNO)	d		2048x							2202x			
Yetminster (YET)	d		2052x							2206x			
Thornford (THO)	d		2055x							2209x			
Yeovil Junction (YVJ)	d							2145					
Yeovil Pen Mill (YVP)	d		2104					2152		2221c			
Castle Cary (CLC)	d		2118					2220j		2235			
Bruton (BRU)	d		2123					2225		2240			
Frome (FRO)	d		2135					2245k		2252			
Westbury (WSB)	a		2144		2211	2211	2243	2254		2301		2331	
Westbury (WSB)	d	2116		2145	2212	2212	2244					2336	
Trowbridge (TRO)	d	2122		2152	2218	2218	2251					2342	
Melksham (MKM)	d	2132											
Chippenham (CPM)	d	2142											
Swindon (SWI)	a	2158											
Bradford-on-Avon (BOA)	d		2158		2224	2224	2257					2348	
Avoncliff (AVF)	d		2201				2300						
Freshford (FFD)	d		2204				2302						
Bath Spa (BTH) 	a		2214		2236	2236	2313					0001	
Bath Spa (BTH) 	d	2153	2216	2225	2238	2238	2314		2323		2353	0002	0103
Oldfield Park (OLF)	d		2219				2317						
Keynsham (KYN)	d		2226				2324						
Bristol Temple Meads (BRI) 	a	2205	2234	2238	2251	2251	2332		2338		0006	0016	0115
Lawrence Hill (LWH)	a												
Stapleton Road (SRD)	a												
Ashley Down (ASD)	a												
Filton Abbey Wood (FIT)	a				2305	2305							
Bristol Parkway (BPW) 	a												
Yate (YAE)	a												
Gloucester (GCR) 	a												
Patchway (PWY)	a				2310	2310							
Severn Tunnel Jn (STJ)	a				2321	2321							
Newport (South Wales) (NWP)	a				2332	2337							
Cardiff Central (CDF) 	a				2346	2357							

NOTES (see introductory pages for explanation of train operator codes and standard symbols)


- a Arrival time
- d Departure time
- x Stops on request
- c Arrives 5 minutes earlier
- h Arrives 3 minutes earlier
- j Arrives 15 minutes earlier
- k Arrives 6 minutes earlier

- G From London Paddington to Weston-super-Mare
- J From London Paddington
- V To Salisbury
- W Also calls at Eastleigh 2209 and Southampton Airport Parkway 2213

- FO Fridays only
- FX Not Fridays
- TSM Tuesday to Saturday mornings

Portsmouth, Southampton, Salisbury, Weymouth and Yeovil to Westbury, Swindon, Bath, Bristol, Gloucester and Cardiff

Saturdays

Operator Days of operation/Notes 1st Class/Reservations/Bus/Ferry Catering facilities	GW	GW A 113 11	GW	GW	GW	GW B 113 11	GW	SW C 11	GW	GW D 113 11	GW E 113 11	GW	GW	GW B 113 11	GW	GW D 113 11	GW	GW F 113 11
Portsmouth Harbour (PMH) 	d						0608											0723
Portsmouth & Southsea (PMS)	d			0540			0612											0727
Fratton (FTN)	d			0544			0616											0731
Cosham (CSA)	d			0551			0624											0739
Fareham (FRM)	d			0601			0632											0747
Southampton Central (SOU)	d			0629			0659											0809
Romsey (ROM)	d			0640			0711											0821
Salisbury (SAL)	d	0605		0704			0730											0840
Warminster (WMN)	d	0626		0725			0751											0901
Dilton Marsh (DMH)	d	0630x		0729x			0755x											
Weymouth (WEY)	d								0638						0733			
Upwey (UPW)	d								0643						0738			
Dorchester West (DCW)	d								0651						0746			
Maiden Newton (MDN)	d								0704						0759			
Chetnole (CNO)	d								0712x						0807x			
Yetminster (YET)	d								0716x						0811x			
Thornford (THO)	d								0719x						0814x			
Yeovil Junction (YVJ)	d																	
Yeovil Pen Mill (YVP)	d								0730e						0823			
Castle Cary (CLC)	d							0736	0752g	0748		0752g			0837	0844		
Bruton (BRU)	d							0741	0754			0757						
Frome (FRO)	d		0650					0754				0810			0852	0859		
Westbury (WSB)	a	0635	0658	0734			0800	0803		0807		0819			0901	0909	0909	
Westbury (WSB)	d	0638		0708	0736	0745	0803					0820	0840		0902		0915	
Trowbridge (TRO)	d	0644		0714	0742	0752	0809					0827	0846		0909		0921	
Melksham (MKM)	d					0802												
Chippenham (CPM)	d					0812												
Swindon (SWI)	a					0828												
Bradford-on-Avon (BOA)	d	0650		0720	0748		0815					0833	0852		0915		0927	
Avoncliff (AVF)	d	0653		0723	0751							0836	0855					
Freshford (FFD)	d	0656		0726	0754		0820					0839	0858		0919			
Bath Spa (BTH)	7 a	0706		0736	0805		0830					0850	0909		0929		0939	
Bath Spa (BTH)	7 d	0708	0721	0738	0807		0823	0832			0846	0851	0910	0922	0931		0941	0950
Oldfield Park (OLF)	d	0711		0741	0810			0835				0854	0913		0934			
Keynsham (KYN)	d	0718		0748	0817			0842				0901	0920		0941			
Bristol Temple Meads (BRI)	10 a	0727	0733	0758	0825		0835	0851			0902	0909	0928	0936	0950		0953	1002
Lawrence Hill (LWH)	a																	
Stapleton Road (SRD)	a																	
Ashley Down (ASD)	a																	
Filton Abbey Wood (FIT)	a			0815			0904					0919			1015		1005	
Bristol Parkway (BPW)	7 a			0819								0923			1019			
Yate (YAE)	a			0828								0932			1028			
Gloucester (GCR)	7 a			0857								1000			1058			
Patchway (PWY)	a																	
Severn Tunnel Jn (STJ)	a																	
Newport (South Wales) (NWP)	a							0929									1036	
Cardiff Central (CDF)	7 a							0945									1052	

NOTES (see introductory pages for explanation of train operator codes and standard symbols)

- a Arrival time
- d Departure time
- x Stops on request
- e Arrives 4 minutes earlier
- g Arrives 9 minutes earlier
- A From London Paddington to Penzance until 12 September. From London Paddington to Bristol Temple Meads from 19 September
- B From London Paddington
- C To London Waterloo
- D From Plymouth to London Paddington
- E From London Paddington to Weston-super-Mare
- F From London Paddington to Taunton

Portsmouth, Southampton, Salisbury, Weymouth and Yeovil to Westbury, Swindon, Bath, Bristol, Gloucester and Cardiff

Saturdays

Operator Days of operation/Notes 1st Class/Reservations/Bus/Ferry Catering facilities	GW	GW	GW G 113	GW B 113 11	GW	GW	GW B 113 11	GW	GW H 113 11	SW J 11	GW B 113 11	GW	GW	GW K 113 11	GW E 113 11	SW C 11	GW L	GW B 113 11
Portsmouth Harbour (PMH)	d					0823							0923					
Portsmouth & Southsea (PMS)	d					0827							0927					
Fratton (FTN)	d					0831							0931					
Cosham (CSA)	d					0839							0939					
Fareham (FRM)	d					0847							0947					
Southampton Central (SOU)	d	0830				0910							1010					
Romsey (ROM)	d	0841				0921							1022					
Salisbury (SAL)	d	0905				0942				1024			1042				1112	
Warminster (WMN)	d	0927			0952	1003				1045			1103				1133	
Dilton Marsh (DMH)	d	0931x			0956x												1137x	
Weymouth (WEY)	d												0930					
Upwey (UPW)	d												0935					
Dorchester West (DCW)	d												0944					
Maiden Newton (MDN)	d												1000h					
Chetnole (CNO)	d												1008x					
Yetminster (YET)	d												1012x					
Thornford (THO)	d												1015x					
Yeovil Junction (YVJ)	d																	
Yeovil Pen Mill (YVP)	d												1024					
Castle Cary (CLC)	d								1030				1038					
Bruton (BRU)	d												1043					
Frome (FRO)	d							1030					1057			1130		
Westbury (WSB)	a	0936			1004	1011		1038	1047	1053		1107	1111			1139	1142	
Westbury (WSB)	d	0938	0948		1005	1013		1040				1108	1115				1143	
Trowbridge (TRO)	d	0944	0955		1012	1020		1046				1115	1122				1150	
Melksham (MKM)	d		1005															
Chippenham (CPM)	d		1018															
Swindon (SWI)	a		1035															
Bradford-on-Avon (BOA)	d	0950			1018	1026		1052				1121	1128				1156	
Avoncliff (AVF)	d	0953						1055									1159	
Freshford (FFD)	d	0956						1058									1201	
Bath Spa (BTH)	7 a	1006			1030	1038		1109				1133	1140				1212	
Bath Spa (BTH)	7 d	1008		1016	1023	1031	1042	1048	1110		1123	1134	1142	1149	1200		1213	1223
Oldfield Park (OLF)	d	1011			1034			1113				1137					1216	
Keynsham (KYN)	d	1018			1041			1120				1144					1223	
Bristol Temple Meads (BRI)	10 a	1027		1030	1035	1049	1056	1100	1128		1135	1152	1156	1204	1212		1231	1235
Lawrence Hill (LWH)	a																	
Stapleton Road (SRD)	a																	
Ashley Down (ASD)	a																	
Filton Abbey Wood (FIT)	a				1115	1106						1215	1207				1245	
Bristol Parkway (BPW)	7 a				1119							1219					1249	
Yate (YAE)	a				1128							1228					1258	
Gloucester (GCR)	7 a				1156							1256					1329	
Patchway (PWY)	a																	
Severn Tunnel Jn (STJ)	a																	
Newport (South Wales) (NWP)	a					1130							1235					
Cardiff Central (CDF)	7 a					1145							1250					

NOTES (see introductory pages for explanation of train operator codes and standard symbols)

- a Arrival time
- d Departure time
- x Stops on request
- h Arrives 6 minutes earlier
- B From London Paddington
- C To London Waterloo
- E From London Paddington to Weston-super-Mare
- G From Cheltenham Spa
- H From Paignton to London Paddington
- J From London Waterloo to Frome
- K From London Paddington to Exeter St Davids
- L To Worcester Foregate Street

Portsmouth, Southampton, Salisbury, Weymouth and Yeovil to Westbury, Swindon, Bath, Bristol, Gloucester and Cardiff

Saturdays

Operator Days of operation/Notes 1st Class/Reservations/Bus/Ferry Catering facilities	GW	GW	GW	GW E 113	GW	GW M 113	GW B 113	GW	GW	GW E 113	GW	GW B 113	GW	GW	GW	GW E 113	GW	GW N 113
Portsmouth Harbour (PMH)	d	1023							1123					1223				
Portsmouth & Southsea (PMS)	d	1027							1127					1227				
Fratton (FTN)	d	1031							1131					1231				
Cosham (CSA)	d	1039							1139					1239				
Fareham (FRM)	d	1047							1147					1247				
Southampton Central (SOU)	d	1110							1210					1310				
Romsey (ROM)	d	1121							1221					1321				
Salisbury (SAL)	d	1142			1212				1242		1307			1342			1407	
Warminster (WMN)	d	1203			1233				1303		1328			1403			1428	
Dilton Marsh (DMH)	d				1237x						1332x						1432x	
Weymouth (WEY)	d							1130										
Upwey (UPW)	d							1135										
Dorchester West (DCW)	d							1144										
Maiden Newton (MDN)	d							1159j										
Chetnole (CNO)	d							1207x										
Yetminster (YET)	d							1211x										
Thornford (THO)	d							1214x										
Yeovil Junction (YVJ)	d																	
Yeovil Pen Mill (YVP)	d							1223										
Castle Cary (CLC)	d					1228		1237										1420
Bruton (BRU)	d							1242										
Frome (FRO)	d							1254										
Westbury (WSB)	a	1211			1242	1246		1303	1311		1338			1411			1437	1437
Westbury (WSB)	d	1202	1212	1217		1243		1305	1312		1340		1404	1412	1419		1440	
Trowbridge (TRO)	d	1208	1218	1223		1250		1311	1319		1346		1410	1418	1425		1446	
Melksham (MKM)	d			1233											1435			
Chippenham (CPM)	d			1245											1445			
Swindon (SWI)	a			1301											1501			
Bradford-on-Avon (BOA)	d	1214	1225			1256		1317	1325		1352		1416	1424			1452	
Avoncliff (AVF)	d					1259					1355						1455	
Freshford (FFD)	d					1301					1358						1458	
Bath Spa (BTH)	7 a	1226	1237			1312		1329	1337		1409		1428	1436			1509	
Bath Spa (BTH)	7 d	1228	1239		1248	1313		1323	1331	1340	1351	1410	1425	1430	1438		1448	1510
Oldfield Park (OLF)	d	1231				1316			1334			1413		1433			1513	
Keynsham (KYN)	d	1238				1323			1341			1420		1440			1520	
Bristol Temple Meads (BRI)	10 a	1247	1251		1300	1331		1335	1349	1353	1403	1430	1437	1449	1454		1500	1528
Lawrence Hill (LWH)	a																	
Stapleton Road (SRD)	a																	
Ashley Down (ASD)	a																	
Filton Abbey Wood (FIT)	a	1315	1305					1415	1406				1515	1505				
Bristol Parkway (BPW)	7 a	1319						1419					1520					
Yate (YAE)	a	1328						1428					1529					
Gloucester (GCR)	7 a	1356						1458					1557					
Patchway (PWY)	a																	
Severn Tunnel Jn (STJ)	a																	
Newport (South Wales) (NWP)	a		1331						1433					1531				
Cardiff Central (CDF)	7 a		1347						1450					1546				

NOTES (see introductory pages for explanation of train operator codes and standard symbols)

- a** Arrival time
- d** Departure time
- x** Stops on request
- j** Arrives 5 minutes earlier
- B** From London Paddington
- E** From London Paddington to Weston-super-Mare
- M** From Paignton to London Paddington until 12 September. From Exeter St Davids to London Paddington from 19 September
- N** Runs until 12 September. From Exeter St Davids to London Paddington

Portsmouth, Southampton, Salisbury, Weymouth and Yeovil to Westbury, Swindon, Bath, Bristol, Gloucester and Cardiff

Saturdays

Operator Days of operation/Notes 1st Class/Reservations/Bus/Ferry Catering facilities	GW P 113 113	GW B 113 113	GW	GW	GW E 113 113	GW	GW B 113 113	GW	GW	GW	GW E 113 113	GW	GW H 113 113	GW B 113 113	GW	GW	GW F 113 113	GW	
Portsmouth Harbour (PMH)	d			1323					1423							1523			
Portsmouth & Southsea (PMS)	d			1327					1427							1528			
Fratton (FTN)	d			1331					1431							1532			
Cosham (CSA)	d			1339					1439							1539			
Fareham (FRM)	d			1347					1447							1547			
Southampton Central (SOU)	d			1410					1510							1610			
Romsey (ROM)	d			1421					1521							1621			
Salisbury (SAL)	d			1442		1509			1542							1642		1706	
Warminster (WMN)	d			1503		1530			1603							1703		1728	
Dilton Marsh (DMH)	d					1534x												1732x	
Weymouth (WEY)	d		1330												1530				
Upwey (UPW)	d		1335												1535				
Dorchester West (DCW)	d		1344												1544				
Maiden Newton (MDN)	d		1358e												1557c				
Chetnole (CNO)	d		1406x												1605x				
Yetminster (YET)	d		1410x												1609x				
Thornford (THO)	d		1413x												1612x				
Yeovil Junction (YVJ)	d																		
Yeovil Pen Mill (YVP)	d		1422												1621				
Castle Cary (CLC)	d	1430	1436										1629		1635				
Bruton (BRU)	d		1441												1640				
Frome (FRO)	d		1453									1630			1653				
Westbury (WSB)	a	1447	1503	1511		1539			1611			1638	1647		1702	1711		1737	
Westbury (WSB)	d		1505	1513		1541		1602	1613	1623		1642			1703	1713		1743	
Trowbridge (TRO)	d		1511	1519		1547		1609	1619	1629		1648			1709	1719		1749	
Melksham (MKM)	d									1639									
Chippenham (CPM)	d									1649									
Swindon (SWI)	a									1705									
Bradford-on-Avon (BOA)	d		1517	1525		1553		1615	1625			1654			1715	1725		1755	
Avoncliff (AVF)	d					1556						1657						1758	
Freshford (FFD)	d					1559						1700						1801	
Bath Spa (BTH) 7	a		1529	1537		1610		1627	1637			1712			1727	1737		1814	
Bath Spa (BTH) 7	d		1523	1531	1540	1552	1611	1623	1628	1639		1653	1714		1723	1729	1739	1748	1816
Oldfield Park (OLF)	d		1534			1614		1631				1717			1732			1819	
Keynsham (KYN)	d		1541			1621		1638				1724			1739			1826	
Bristol Temple Meads (BRI) 10	a		1535	1549	1554	1605	1629	1635	1650	1653		1705	1732		1736	1749	1752	1800	1835
Lawrence Hill (LWH)	a																		
Stapleton Road (SRD)	a																		
Ashley Down (ASD)	a																		
Filton Abbey Wood (FIT)	a		1615	1607				1715	1704						1816	1804			
Bristol Parkway (BPW) 7	a		1619					1719							1820				
Yate (YAE)	a		1628					1728							1830				
Gloucester (GCR) 7	a		1656					1758							1858				
Patchway (PWY)	a																		
Severn Tunnel Jn (STJ)	a								1720							1820			
Newport (South Wales) (NWP)	a			1633					1732							1833			
Cardiff Central (CDF) 7	a			1649					1748							1850			

NOTES (see introductory pages for explanation of train operator codes and standard symbols)

- a Arrival time
- d Departure time
- x Stops on request
- c Arrives 3 minutes earlier
- e Arrives 4 minutes earlier
- B From London Paddington
- E From London Paddington to Weston-super-Mare
- F From London Paddington to Taunton
- H From Paignton to London Paddington
- P Runs from 19 September. From Exeter St Davids to London Paddington

Portsmouth, Southampton, Salisbury, Weymouth and Yeovil to Westbury, Swindon, Bath, Bristol, Gloucester and Cardiff

Saturdays

Operator Days of operation/Notes 1st Class/Reservations/Bus/Ferry Catering facilities	GW B 113 1	GW	GW	GW E 113 1	GW Q	GW B 113 1	GW	GW R 113 1	GW	GW F 113 1	GW	GW S	SW T 1	GW U	GW B 113 1	GW	GW F 113 1	GW V
Portsmouth Harbour (PMH)	d	1623								1723						1823		
Portsmouth & Southsea (PMS)	d	1627								1727						1827		
Fratton (FTN)	d	1631								1731						1831		
Cosham (CSA)	d	1639								1739						1839		
Fareham (FRM)	d	1647								1747						1847		
Southampton Central (SOU)	d	1709								1810						1910		
Romsey (ROM)	d	1721								1821						1921		
Salisbury (SAL)	d	1740			1812					1842		1913	1926			1942		
Warminster (WMN)	d	1801			1833					1903		1934	1946			2003		
Dilton Marsh (DMH)	d				1837x							1938x						
Weymouth (WEY)	d						1734											1845
Upwey (UPW)	d						1739											1850
Dorchester West (DCW)	d						1748											1859
Maiden Newton (MDN)	d						1801c											1915h
Chetnole (CNO)	d						1809x											
Yetminster (YET)	d						1813x											
Thornford (THO)	d						1816x											
Yeovil Junction (YVJ)	d																	
Yeovil Pen Mill (YVP)	d						1825											1938k
Castle Cary (CLC)	d						1847g	1843			1847g							1953
Bruton (BRU)	d										1853							1958
Frome (FRO)	d										1908							2018e
Westbury (WSB)	a	1809			1842			1900	1911		1917	1944	1954			2011		
Westbury (WSB)	d	1810	1835		1844				1912		1925	1945		2008		2014		
Trowbridge (TRO)	d	1816	1841		1850				1918		1932	1951		2015		2020		
Melksham (MKM)	d		1851											2024				
Chippenham (CPM)	d		1901											2035				
Swindon (SWI)	a		1917											2051				
Bradford-on-Avon (BOA)	d	1822			1856				1924		1938	1957				2026		
Avoncliff (AVF)	d				1859						1941	2000						
Freshford (FFD)	d				1902						1944	2003						
Bath Spa (BTH)	7 a	1834			1913				1936		2000	2014				2038		
Bath Spa (BTH)	7 d	1825	1835	1848	1914	1924			1939	1950	2002	2015			2025	2040	2049	
Oldfield Park (OLF)	d				1917						2005	2018						
Keynsham (KYN)	d	1843			1924						2012	2025						
Bristol Temple Meads (BRI)	10 a	1838	1851	1900	1932	1936			1953	2002	2022	2033			2037	2052	2102	
Lawrence Hill (LWH)	a																	
Stapleton Road (SRD)	a																	
Ashley Down (ASD)	a																	
Filton Abbey Wood (FIT)	a	1905			1945				2004			2044				2104		
Bristol Parkway (BPW)	7 a				1949							2048						
Yate (YAE)	a				1958							2058						
Gloucester (GCR)	7 a				2029							2128						
Patchway (PWY)	a																	
Severn Tunnel Jn (STJ)	a	1921							2020							2121		
Newport (South Wales) (NWP)	a	1934							2031							2132		
Cardiff Central (CDF)	7 a	1950							2045							2146		

NOTES (see introductory pages for explanation of train operator codes and standard symbols)

- a Arrival time
- d Departure time
- x Stops on request
- c Arrives 3 minutes earlier
- e Arrives 4 minutes earlier
- g Arrives 9 minutes earlier
- h Arrives 6 minutes earlier
- k Arrives 8 minutes earlier
- B From London Paddington
- E From London Paddington to Weston-super-Mare
- F From London Paddington to Taunton
- Q To Cheltenham Spa
- R From Penzance to London Paddington until 12 September. From Plymouth to London Paddington from 19 September
- S To Worcester Shrub Hill
- T From London Waterloo to Yeovil Junction
- U Runs from 19 September
- V Runs until 12 September

Portsmouth, Southampton, Salisbury, Weymouth and Yeovil to Westbury, Swindon, Bath, Bristol, Gloucester and Cardiff

Saturdays


Operator Days of operation/Notes 1st Class/Reservations/Bus/Ferry Catering facilities	GW W	GW V	GW B	GW	GW	GW	GW V	GW K	GW	GW	GW B	GW	GW	GW B	GW	GW X	GW SUM B
Portsmouth Harbour (PMH)	d					1923				2023						2123	
Portsmouth & Southsea (PMS)	d					1927				2027						2127	
Fratton (FTN)	d					1931				2031						2131	
Cosham (CSA)	d					1939											
Fareham (FRM)	d					1947				2047						2148	
Southampton Central (SOU)	d					2010				2112						2223	
Romsey (ROM)	d					2021				2123						2234	
Salisbury (SAL)	d			2013		2041				2142			2213			2257	
Warminster (WMN)	d			2034		2102				2203			2235			2318	
Dilton Marsh (DMH)	d			2038x									2239x			2322x	
Weymouth (WEY)	d						1938		2040								
Upwey (UPW)	d								2045								
Dorchester West (DCW)	d						1949		2053								
Maiden Newton (MDN)	d						2002c		2106								
Chetnole (CNO)	d						2010x		2114x								
Yetminster (YET)	d						2013x		2118x								
Thornford (THO)	d						2016x		2121x								
Yeovil Junction (YVJ)	d																
Yeovil Pen Mill (YVP)	d						2038f		2130								
Castle Cary (CLC)	d	2006					2052		2144								
Bruton (BRU)	d								2149								
Frome (FRO)	d		2018e		2058		2107		2201						2316		
Westbury (WSB)	a	2024	2030		2044	2107	2110		2210	2211			2245		2324	2330	
Westbury (WSB)	d		2032		2055		2112		2219	2214		2219	2250				
Trowbridge (TRO)	d		2039		2101		2118			2220		2226	2256				
Melksham (MKM)	d						2124										
Chippenham (CPM)	d						2134										
Swindon (SWI)	a						2144										
							2200										
Bradford-on-Avon (BOA)	d		2045		2107		2124			2226		2233	2302				
Avoncliff (AVF)	d				2110							2236	2305				
Freshford (FFD)	d				2113							2239	2308				
Bath Spa (BTH)	7 a		2102		2123		2136			2238		2254	2319				
Bath Spa (BTH)	7 d		2104	2120	2125		2138		2155	2240	2251	2255	2320	2351			0103
Oldfield Park (OLF)	d		2107		2128							2258	2323				
Keynsham (KYN)	d		2114		2135							2305	2330				
Bristol Temple Meads (BRI)	10 a		2122	2132	2147		2150		2206	2252	2303	2314	2340	0003			0115
Lawrence Hill (LWH)	a																
Stapleton Road (SRD)	a																
Ashley Down (ASD)	a																
Filton Abbey Wood (FIT)	a					2207				2304							
Bristol Parkway (BPW)	7 a																
Yate (YAE)	a																
Gloucester (GCR)	7 a																
Patchway (PWY)	a					2211				2308							
Severn Tunnel Jn (STJ)	a					2223				2319							
Newport (South Wales) (NWP)	a					2235				2337							
Cardiff Central (CDF)	7 a					2254				2355							

NOTES (see introductory pages for explanation of train operator codes and standard symbols)

- a** Arrival time
- d** Departure time
- x** Stops on request
- c** Arrives 3 minutes earlier
- e** Arrives 4 minutes earlier
- f** Arrives 14 minutes earlier
- B** From London Paddington
- K** From London Paddington to Exeter St Davids
- V** Runs until 12 September
- W** From Penzance to London Paddington
- X** Also calls at Eastleigh 2205 and Southampton Airport Parkway 2209
- SUM** Sunday mornings

Portsmouth, Southampton, Salisbury, Weymouth and Yeovil to Westbury, Swindon, Bath, Bristol, Gloucester and Cardiff

Sundays


Operator Days of operation/Notes 1st Class/Reservations/Bus/Ferry Catering facilities	GW	GW	GW A 113 11	GW B 113 11	GW C 113 11	GW D 113 11	GW E 113 11	SW F 113 11	GW G 113 11	GW	GW	GW	GW E 113 11	GW	GW	GW	GW A 113 11
Portsmouth Harbour (PMH) 	d												0909				
Portsmouth & Southsea (PMS)	d												0914			1013	
Fratton (FTN)	d												0918			1017	
Cosham (CSA)	d												0926			1025	
Fareham (FRM)	d												0934			1033	
Southampton Central (SOU)	d												0957			1057	
Romsey (ROM)	d												1008			1108	
Salisbury (SAL)	d												1027			1127	
Warminster (WMN)	d	0806											1048			1148	
Dilton Marsh (DMH)	d	0810x											1052x				
Weymouth (WEY)	d				0801												1038
Upwey (UPW)	d																1043
Dorchester West (DCW)	d				0812												1051
Maiden Newton (MDN)	d				0825												1104
Chetnole (CNO)	d				0833x												1113x
Yetminster (YET)	d				0837x												1117x
Thornford (THO)	d				0840x												1120x
Yeovil Junction (YVJ)	d							0946									
Yeovil Pen Mill (YVP)	d				0850e			0953									1128
Castle Cary (CLC)	d				0904		0918	1007	1020								1142
Bruton (BRU)	d				0910			1012									1147
Frome (FRO)	d				0922	0922		1024						1125			1202e
Westbury (WSB)	a	0815			0931	0931	0935	1033	1036				1058	1134	1157		1212
Westbury (WSB)	d	0816	0839		0932	0932				1041			1102	1136	1202	1213	
Trowbridge (TRO)	d	0823	0845		0938	0938				1046			1108	1142	1208	1219	
Melksham (MKM)	d	0832								1056							1231
Chippenham (CPM)	d	0842								1106							1241
Swindon (SWI)	a	0858								1123							1257
Bradford-on-Avon (BOA)	d		0851		0944	0944							1114	1148	1214		
Avoncliff (AVF)	d		0855		0947	0947								1152			
Freshford (FFD)	d		0858		0950	0950								1155			
Bath Spa (BTH)	7 a		0906		1001	1001							1126	1205	1226		
Bath Spa (BTH)	7 d		0910	0920	1002	1002		1030				1123	1128	1150	1207	1228	1250
Oldfield Park (OLF)	d		0913		1004	1004							1131	1210	1231		
Keynsham (KYN)	d		0920		1012	1012							1138	1217	1238		
Bristol Temple Meads (BRI)	10 a		0928	0931	1020	1020		1043				1136	1147	1202	1225	1246	1305
Lawrence Hill (LWH)	a																
Stapleton Road (SRD)	a																
Ashley Down (ASD)	a																
Filton Abbey Wood (FIT)	a				1047	1047							1203		1303		
Bristol Parkway (BPW)	7 a																
Yate (YAE)	a																
Gloucester (GCR)	7 a																
Patchway (PWY)	a																
Severn Tunnel Jn (STJ)	a																
Newport (South Wales) (NWP)	a				1108	1108							1227		1327		
Cardiff Central (CDF)	7 a				1123	1123							1243		1343		

NOTES (see introductory pages for explanation of train operator codes and standard symbols)

- a Arrival time
- d Departure time
- x Stops on request
- e Arrives 3 minutes earlier
- A From London Paddington
- B Runs until 8 November
- C Runs from 15 November
- D From Exeter St Davids to London Paddington
- E From London Paddington to Weston-super-Mare
- F To London Waterloo
- G From Plymouth to London Paddington

Portsmouth, Southampton, Salisbury, Weymouth and Yeovil to Westbury, Swindon, Bath, Bristol, Gloucester and Cardiff

Sundays


Operator Days of operation/Notes 1st Class/Reservations/Bus/Ferry Catering facilities	GW	GW H 113 11	GW A 113 11	GW	GW	GW A 113 11	GW A 113 11	GW	GW G 113 11	GW A 113 11	GW	GW	GW A 113 11	GW J 113 11	GW	GW	GW A 113 11
Portsmouth Harbour (PMH) 	d	1109			1209				1309				1409			1509	
Portsmouth & Southsea (PMS)	d	1114			1214				1314				1414			1514	
Fratton (FTN)	d	1118			1218				1318				1418			1518	
Cosham (CSA)	d	1126			1226				1326				1426			1526	
Fareham (FRM)	d	1134			1234				1334				1434			1534	
Southampton Central (SOU)	d	1157			1257				1357				1457			1557	
Romsey (ROM)	d	1208			1308				1408				1508			1608	
Salisbury (SAL)	d	1227			1327				1427				1527			1627	
Warminster (WMN)	d	1248			1349				1448				1548			1648	
Dilton Marsh (DMH)	d	1252x							1452x				1552x			1652x	
Weymouth (WEY)	d											1405					
Upwey (UPW)	d											1410					
Dorchester West (DCW)	d											1418					
Maiden Newton (MDN)	d											1431					
Chetnole (CNO)	d											1439x					
Yetminster (YET)	d											1443x					
Thornford (THO)	d											1446x					
Yeovil Junction (YVJ)	d																
Yeovil Pen Mill (YVP)	d											1457f					
Castle Cary (CLC)	d		1253						1454			1511		1619			
Bruton (BRU)	d											1517					
Frome (FRO)	d				1404							1529			1643		
Westbury (WSB)	a	1258	1311		1357	1413			1458	1511		1537	1558	1636	1651	1658	
Westbury (WSB)	d	1259			1400	1414			1459			1539	1600		1652	1659	
Trowbridge (TRO)	d	1305			1407	1421			1505			1545	1607		1658	1706	
Melksham (MKM)	d					1430									1708		
Chippenham (CPM)	d					1440									1718		
Swindon (SWI)	a					1457									1734		
Bradford-on-Avon (BOA)	d	1311			1413				1511			1551	1613			1712	
Avoncliff (AVF)	d	1314							1514			1554					
Freshford (FFD)	d	1317							1517			1557					
Bath Spa (BTH)	7 a	1328			1425				1528			1606	1625			1724	
Bath Spa (BTH)	7 d	1329		1350	1426		1450	1514	1529		1550	1609	1626	1650		1725	1750
Oldfield Park (OLF)	d	1332			1429				1532			1612				1728	
Keynsham (KYN)	d	1339			1436				1539			1619				1735	
Bristol Temple Meads (BRI)	10 a	1347		1402	1445		1505	1525	1547		1602	1627	1639	1705		1743	1802
Lawrence Hill (LWH)	a																
Stapleton Road (SRD)	a																
Ashley Down (ASD)	a																
Filton Abbey Wood (FIT)	a	1403			1503				1603				1650			1754	
Bristol Parkway (BPW)	7 a																
Yate (YAE)	a																
Gloucester (GCR)	7 a																
Patchway (PWY)	a																
Severn Tunnel Jn (STJ)	a																
Newport (South Wales) (NWP)	a	1426			1530				1626				1715			1815	
Cardiff Central (CDF)	7 a	1444			1545				1641				1730			1831	

NOTES (see introductory pages for explanation of train operator codes and standard symbols)

- a Arrival time
- d Departure time
- x Stops on request
- f Arrives 4 minutes earlier
- A From London Paddington
- G From Plymouth to London Paddington
- H From Penzance to London Paddington
- J From Paignton to London Paddington

Portsmouth, Southampton, Salisbury, Weymouth and Yeovil to Westbury, Swindon, Bath, Bristol, Gloucester and Cardiff

Sundays


Operator Days of operation/Notes 1st Class/Reservations/Bus/Ferry Catering facilities	GW	GW	GW	GW A 113 11	GW J 113 11	GW	GW E 113 11	GW	GW A 113 11	GW	GW A 113 11	GW	GW A 113 11	GW	GW E 113 11	GW	GW H 113 11
Portsmouth Harbour (PMH) 	d	1609				1709				1809				1909			
Portsmouth & Southsea (PMS)	d	1614				1714				1814				1914			
Fratton (FTN)	d	1618				1718				1818				1918			
Cosham (CSA)	d	1626				1726				1826				1926			
Fareham (FRM)	d	1634				1734				1834				1934			
Southampton Central (SOU)	d	1657				1757				1857				1957			
Romsey (ROM)	d	1708				1808				1908				2008			
Salisbury (SAL)	d	1727				1828				1927		1959		2027			
Warminster (WMN)	d	1748				1849				1949		2020		2048			
Dilton Marsh (DMH)	d											2024x					
Weymouth (WEY)	d	1605						1753								2015	
Upwey (UPW)	d	1610						1758								2020	
Dorchester West (DCW)	d	1618						1806								2028	
Maiden Newton (MDN)	d	1631						1819								2041	
Chetnole (CNO)	d	1639x						1827x								2049x	
Yetminster (YET)	d	1643x						1831x								2053x	
Thornford (THO)	d	1646x						1834x								2056x	
Yeovil Junction (YVJ)	d																
Yeovil Pen Mill (YVP)	d	1655						1847g								2105	
Castle Cary (CLC)	d	1709		1810		1823		1907h								2119	2137
Bruton (BRU)	d	1715		1815				1912								2124	
Frome (FRO)	d	1727		1827				1924								2136	
Westbury (WSB)	a	1736	1756	1837		1841	1857	1934		2001		2029		2057		2145	2155
Westbury (WSB)	d	1737	1759	1849			1858	1938		2002		2030	2038	2102		2146	
Trowbridge (TRO)	d	1743	1805	1855			1904	1944		2008		2037	2044	2108		2153	
Melksham (MKM)	d			1906									2054				
Chippenham (CPM)	d			1917									2106e				
Swindon (SWI)	a			1934									2123				
Bradford-on-Avon (BOA)	d	1749	1811			1910		1950		2014		2043		2114		2159	
Avoncliff (AVF)	d	1752						1953				2046				2202	
Freshford (FFD)	d	1755						1956				2048				2204	
Bath Spa (BTH)	7 a	1806	1823			1922		2006		2026		2059		2126		2215	
Bath Spa (BTH)	7 d	1807	1825		1846	1924	1950	2008	2021	2028	2048	2100		2128	2146	2216	
Oldfield Park (OLF)	d	1810				1927		2011				2103				2219	
Keynsham (KYN)	d	1817				1934		2018				2110				2226	
Bristol Temple Meads (BRI)	10 a	1826	1836		1859	1942	2002	2027	2033	2040	2102	2118		2140	2158	2234	
Lawrence Hill (LWH)	a																
Stapleton Road (SRD)	a																
Ashley Down (ASD)	a																
Filton Abbey Wood (FIT)	a		1851			1951				2051				2151			
Bristol Parkway (BPW)	7 a																
Yate (YAE)	a																
Gloucester (GCR)	7 a																
Patchway (PWY)	a		1855											2157			
Severn Tunnel Jn (STJ)	a		1906			2003				2104				2208			
Newport (South Wales) (NWP)	a		1917			2015				2115				2219			
Cardiff Central (CDF)	7 a		1932			2032				2130				2233			

NOTES (see introductory pages for explanation of train operator codes and standard symbols)

- a Arrival time
- d Departure time
- x Stops on request
- e Arrives 3 minutes earlier
- g Arrives 6 minutes earlier
- h Arrives 7 minutes earlier
- A From London Paddington
- E From London Paddington to Weston-super-Mare
- H From Penzance to London Paddington
- J From Paignton to London Paddington

Portsmouth, Southampton, Salisbury, Weymouth and Yeovil to Westbury, Swindon, Bath, Bristol, Gloucester and Cardiff

Sundays

Operator Days of operation/Notes 1st Class/Reservations/Bus/Ferry Catering facilities	GW	GW A 113 113	GW	GW A 113 113
Portsmouth Harbour (PMH) 	d	2009		2109
Portsmouth & Southsea (PMS)	d	2014		2114
Fratton (FTN)	d	2018		2118
Cosham (CSA)	d			
Fareham (FRM)	d	2034		2134
Southampton Central (SOU)	d	2059		2156
Romsey (ROM)	d	2112		2207
Salisbury (SAL)	d	2131		2227
Warminster (WMN)	d	2152		2248
Dilton Marsh (DMH)	d	2156x		
Weymouth (WEY)	d			
Upwey (UPW)	d			
Dorchester West (DCW)	d			
Maiden Newton (MDN)	d			
Chetnole (CNO)	d			
Yetminster (YET)	d			
Thornford (THO)	d			
Yeovil Junction (YVJ)	d			
Yeovil Pen Mill (YVP)	d			
Castle Cary (CLC)	d			
Bruton (BRU)	d			
Frome (FRO)	d			
Westbury (WSB)	a	2202		2256
Westbury (WSB)	d	2203		2257
Trowbridge (TRO)	d	2209		2303
Melksham (MKM)	d			
Chippenham (CPM)	d			
Swindon (SWI)	a			
Bradford-on-Avon (BOA)	d	2215		2309
Avoncliff (AVF)	d			
Freshford (FFD)	d			
Bath Spa (BTH)	7 a	2227		2321
Bath Spa (BTH)	7 d	2229	2250	2322 2335
Oldfield Park (OLF)	d			
Keynsham (KYN)	d			2331
Bristol Temple Meads (BRI)	10 a	2241	2302	2338 2347
Lawrence Hill (LWH)	a			
Stapleton Road (SRD)	a			
Ashley Down (ASD)	a			
Filton Abbey Wood (FIT)	a	2253		
Bristol Parkway (BPW)	7 a			
Yate (YAE)	a			
Gloucester (GCR)	7 a			
Patchway (PWY)	a			
Severn Tunnel Jn (STJ)	a	2305		
Newport (South Wales) (NWP)	a	2316		
Cardiff Central (CDF)	7 a	2331		

NOTES (see introductory pages for explanation of train operator codes and standard symbols)

- a Arrival time
- d Departure time
- x Stops on request
- A From London Paddington